

LED line

PRODUCT CATALOGUE



# We create human-friendly light

## Development, Innovation, Reliability

We care about the satisfaction of our customers by using the best components for the production of our luminaires. Paying special attention to the quality of LED line products, we have achieved the level of failure-free operation during the warranty period at the level of 99.8%.

Light is our passion. By closely following market trends, we discover industry novelties and implement them into our offer. The highest quality standards are our priority. Our mission is: „to develop and deliver the highest quality light sources in accordance with European standards“.



### **Our product**

LED line Strip 300 SMD5050 24V  
6500K RGBW 19,2W



LED line

# Contents

<b>INDUSTRIAL LED FIXTURES</b>	<b>9</b>
PHOTON floodlight	10 - 14
RAIDER UFO high-bay	15 - 16
PHANTOM high-bay	17 - 18
LUNAR ceiling lamp	20 - 22
LINEAR ceiling lamp	23 - 24
LINKER tri-proof	25 - 27
ELIDA street light	28 - 29
FUSION linear lamp	30 - 34
<b>LED STRIPS</b>	<b>37</b>
CLASSIC	38 - 43
WATERPROOF	44 - 48
COB	49 - 50
EXPERT	51 - 54
ACCESSORIES	55 - 58
<b>LED STRIP CONTROLLERS</b>	<b>61</b>
VARIANTE	62 - 65
<b>LED PANELS</b>	<b>67</b>
CLASSIC	68 - 69
EXPERT	70 - 71
ACCESSORIES	72 - 71
<b>LED DOWNLIGHTS</b>	<b>77</b>
QUANTUM	78 - 80
EASY FIX	81 - 85
<b>LED BULBS</b>	<b>87</b>
CERAMIC	88 - 98
GLASS	99 - 102
VARIOUS	103 - 104
ACCESSORIES	105 - 109
<b>LED SPOTLIGHTS</b>	<b>111</b>
CLASSIC	112 - 115
WATERPROOF	116 - 118
TUBE	120 - 121
PIPE	122 - 123
<b>LED MODULES</b>	<b>125</b>
EXPERT	126 - 128
<b>LED DRIVERS</b>	<b>131</b>
MULTIWATTAGE	132 - 135
WATERPROOF	136 - 138
<b>LED PROFILES</b>	<b>141</b>
SURFACE, CORNER, RECESSED	142 - 143

LED line





# **INDUSTRIAL LED FIXTURES**

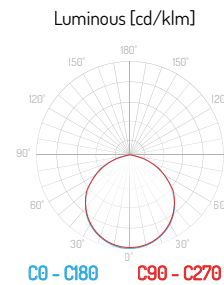
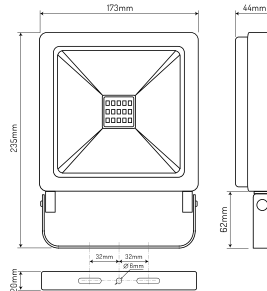




INDUSTRIAL LED FIXTURES

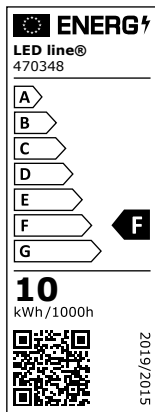
## PHOTON floodlight

## LED line PHOTON RGB TUYA SMART floodlight 50W 220-240V AC

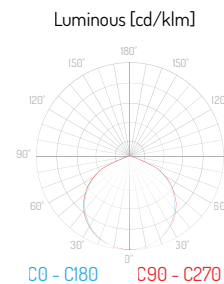
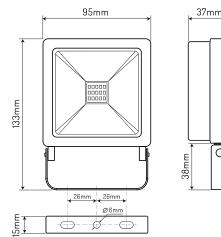


MORE DETAILS

SYMBOL	NAME	WATTAGE
470492	LED line PHOTON 50W 220-240V AC RGB	50W

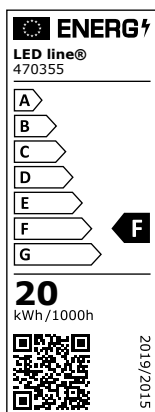


## LED line PHOTON floodlight 10W 80lm/W 220-240V AC

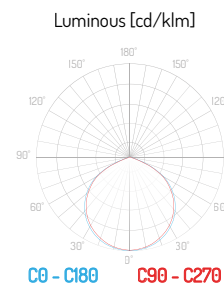
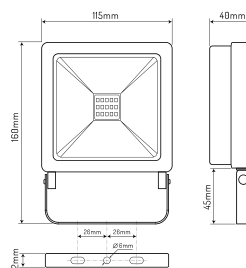


MORE DETAILS

SYMBOL	NAME	WATTAGE	CCT	LUMINOUS FLUX
470348	LED line PHOTON 10W 4000K 80lm/w 220-240V AC	10W	4000K	800 [lm]
476944	LED line PHOTON 10W 6000K 80lm/w 220-240V AC	10W	6000K	800 [lm]

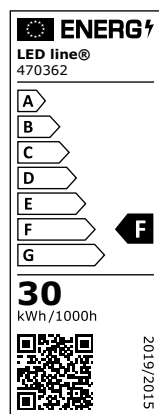


## LED line PHOTON floodlight 20W 80lm/W 220-240V AC

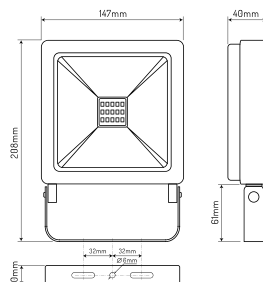


MORE DETAILS

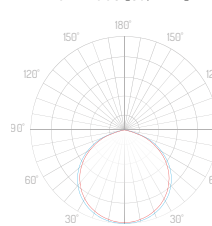
SYMBOL	NAME	WATTAGE	CCT	LUMINOUS FLUX
470355	LED line PHOTON 20W 4000K 80lm/w 220-240V AC	20W	4000K	1600 [lm]
476951	LED line PHOTON 20W 6000K 80lm/w 220-240V AC	20W	6000K	1600 [lm]



### LED line PHOTON floodlight 30W 80lm/W 220-240V AC

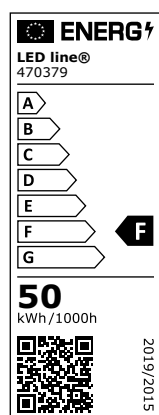


Luminous [cd/klm]

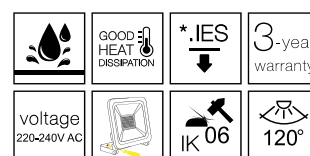
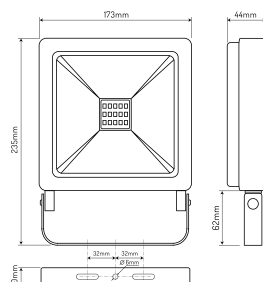


MORE DETAILS

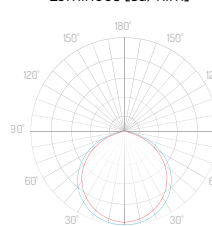
SYMBOL	NAME	WATTAGE	CCT	LUMINOUS FLUX
470362	LED line PHOTON 30W 4000K 80lm/w 220-240V AC	30W	4000K	2400 [lm]
476968	LED line PHOTON 30W 6000K 80lm/w 220-240V AC	30W	6000K	2400 [lm]



### LED line PHOTON floodlight 50W 80lm/W 220-240V AC

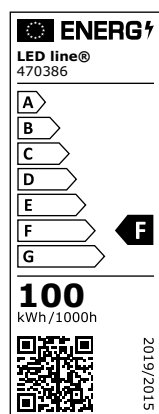


Luminous [cd/klm]

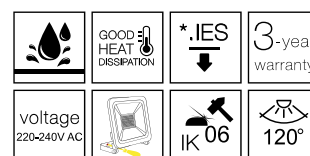
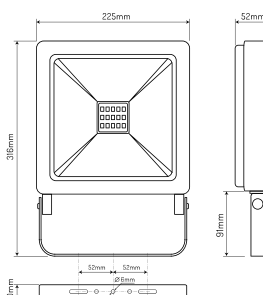


MORE DETAILS

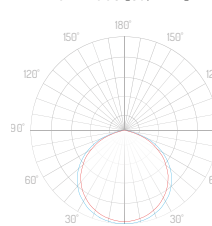
SYMBOL	NAME	WATTAGE	CCT	LUMINOUS FLUX
470379	LED line PHOTON 50W 4000K 80lm/w 220-240V AC	50W	4000K	4000 [lm]
476975	LED line PHOTON 50W 6000K 80lm/w 220-240V AC	50W	6000K	4000 [lm]



### LED line PHOTON floodlight 100W 80lm/W 220-240V AC

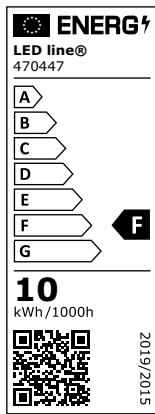


Luminous [cd/klm]

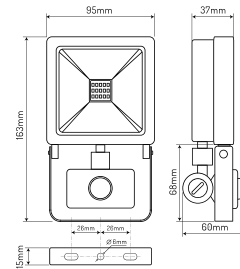


MORE DETAILS

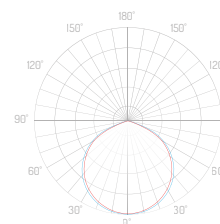
SYMBOL	NAME	WATTAGE	CCT	LUMINOUS FLUX
470386	LED line PHOTON 100W 4000K 80lm/w 220-240V AC	100W	4000K	8000 [lm]
476982	LED line PHOTON 100W 6000K 80lm/w 220-240V AC	100W	6000K	8000 [lm]



**LED line PHOTON PIR floodlight**  
10W 80lm/W 220-240V AC

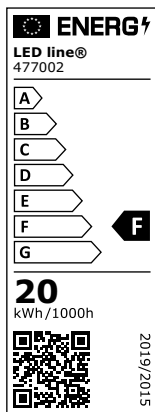


Luminous [cd/klm]

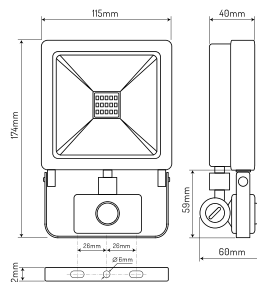


[MORE DETAILS](#)

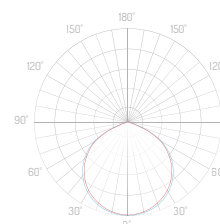
SYMBOL	NAME	WATTAGE	CCT	LUMINOUS FLUX
470447	LED line PHOTON 10W 4000K 80lm/w 220-240V AC PIR	10W	4000K	800 [lm]
476999	LED line PHOTON 10W 6000K 80lm/w 220-240V AC PIR	10W	6000K	800 [lm]



**LED line PHOTON PIR floodlight**  
20W 80lm/W 220-240V AC

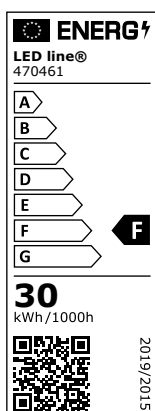


Luminous [cd/klm]

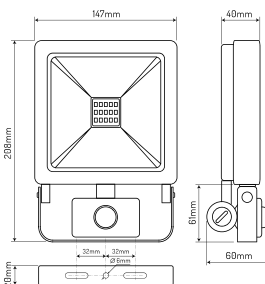


[MORE DETAILS](#)

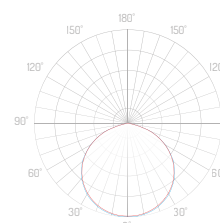
SYMBOL	NAME	WATTAGE	CCT	LUMINOUS FLUX
477002	LED line PHOTON 20W 6000K 80lm/w 220-240V AC PIR	20W	4000K	1600 [lm]
470454	LED line PHOTON 20W 4000K 80lm/w 220-240V AC PIR	20W	6000K	1600 [lm]



**LED line PHOTON PIR floodlight**  
30W 80lm/W 220-240V AC



Luminous [cd/klm]



[MORE DETAILS](#)

SYMBOL	NAME	WATTAGE	CCT	LUMINOUS FLUX
470461	LED line PHOTON 30W 4000K 80lm/w 220-240V AC PIR	30W	4000K	2400 [lm]
477019	LED line PHOTON 30W 6000K 80lm/w 220-240V AC PIR	30W	6000K	2400 [lm]



LED line®  
470478

A

B

C

D

E

F

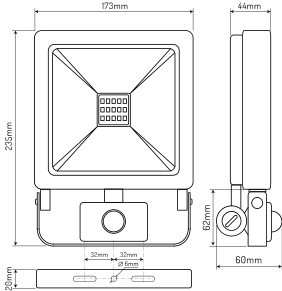
G

50

kWh/1000h

2019/2015

LED line PHOTON PIR floodlight  
50W 80lm/W 220-240V AC



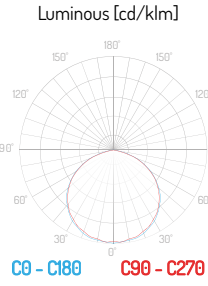
GOOD 3  
HEAT  
DISSIPATION

3-year  
warranty

voltage  
220-240V AC

IK 06

120°



MORE DETAILS

SYMBOL	NAME	WATTAGE	CCT	LUMINOUS FLUX
470478	LED line PHOTON 50W 4000K 80lm/w 220-240V AC PIR	50W	4000K	4000 [lm]
477026	LED line PHOTON 50W 6000K 80lm/w 220-240V AC PIR	50W	6000K	4000 [lm]

LED line®  
470485

A

B

C

D

E

F

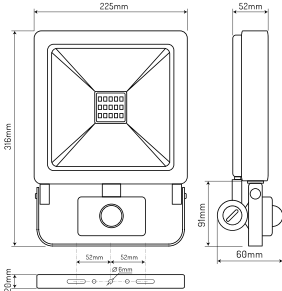
G

100

kWh/1000h

2019/2015

LED line PHOTON PIR floodlight  
100W 80lm/W 220-240V AC



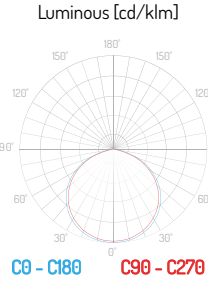
GOOD 3  
HEAT  
DISSIPATION

3-year  
warranty

voltage  
220-240V AC

IK 06

120°



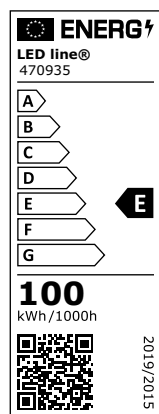
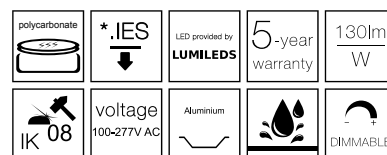
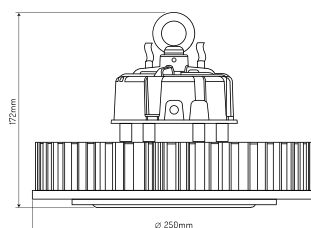
MORE DETAILS

SYMBOL	NAME	WATTAGE	CCT	LUMINOUS FLUX
470485	LED line PHOTON 100W 4000K 80lm/w 220-240V AC PIR	100W	4000K	8000 [lm]
477033	LED line PHOTON 100W 6000K 80lm/w 220-240V AC PIR	100W	6000K	8000 [lm]

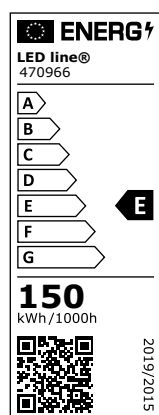
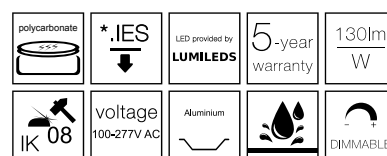
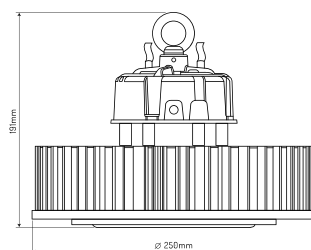


INDUSTRIAL LED FIXTURES

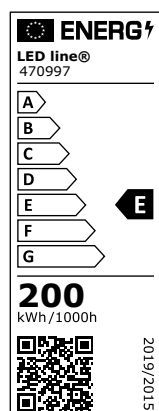
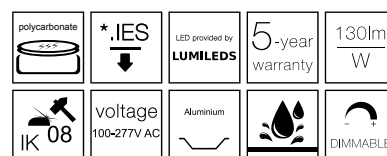
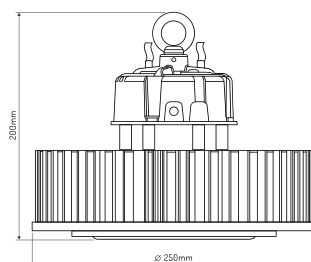
## RAIDER UFO high-bay


**LED line RAIDER UFO HIGH-BAY  
100W 4000K 130lm/w 1-10V**

**MORE DETAILS**

SYMBOL	NAME	WATTAGE	CCT	LUMINOUS FLUX
470935	LED line RAIDER 130 100W 4000K 130lm/w 120°	100W	4000K	13000 [lm]
470928	LED line RAIDER 130 100W 4000K 130lm/w 90°	100W	4000K	13000 [lm]
470911	LED line RAIDER 130 100W 4000K 130lm/w 60°	100W	4000K	13000 [lm]


**LED line RAIDER UFO HIGH-BAY  
150W 4000K 130lm/w 1-10V**

**MORE DETAILS**

SYMBOL	NAME	WATTAGE	CCT	LUMINOUS FLUX
470966	LED line RAIDER 130 150W 4000K 130lm/w 120°	150W	4000K	19500 [lm]
470959	LED line RAIDER 130 150W 4000K 130lm/w 90°	150W	4000K	19500 [lm]
470942	LED line RAIDER 130 150W 4000K 130lm/w 60°	150W	4000K	19500 [lm]

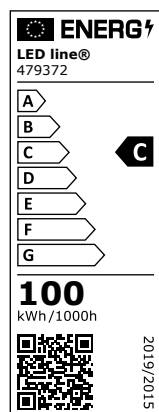

**LED line RAIDER UFO HIGH-BAY 200W  
4000K 130lm/w 1-10V**

**MORE DETAILS**

SYMBOL	NAME	WATTAGE	CCT	LUMINOUS FLUX
470997	LED line RAIDER 130 200W 4000K 130lm/W 120°	200W	4000K	26000 [lm]
470980	LED line RAIDER 130 200W 4000K 130lm/W 90°	200W	4000K	26000 [lm]
470973	LED line RAIDER 130 200W 4000K 130lm/W 60°	200W	4000K	26000 [lm]



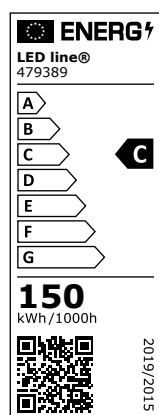
INDUSTRIAL LED FIXTURES

## PHANTOM UFO high-bay


**LED line PHANTOM UFO high bay 100W  
4000K 180lm/W 1-10V**

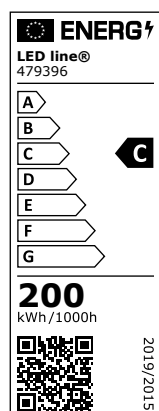
[MORE DETAILS](#)

SYMBOL	NAME	WATTAGE	CCT	LUMINOUS FLUX	BEAM ANGLE
479372	LED line PHANTOM UFO high bay 100W 4000K 180lm/W 1-10V 120°	100W	4000K	18000	120°
479525	LED line PHANTOM UFO high bay 100W 4000K 180lm/W 1-10V 90°	100W	4000K	18000	90°
479532	LED line PHANTOM UFO high bay 100W 4000K 180lm/W 1-10V 60°	100W	4000K	18000	60°


**LED line PHANTOM UFO high bay 150W  
4000K 180lm/W 1-10V**

[MORE DETAILS](#)


SYMBOL	NAME	WATTAGE	CCT	LUMINOUS FLUX	BEAM ANGLE
479389	LED line PHANTOM UFO high bay 150W 4000K 180lm/W 1-10V 120°	150W	4000K	27000	120°
479549	LED line PHANTOM UFO high bay 150W 4000K 180lm/W 1-10V 90°	150W	4000K	27000	90°
479556	LED line PHANTOM UFO high bay 150W 4000K 180lm/W 1-10V 60°	150W	4000K	27000	60°


**LED line PHANTOM UFO high bay  
200W 4000K 180lm/W 1-10V**

[MORE DETAILS](#)

SYMBOL	NAME	WATTAGE	CCT	LUMINOUS FLUX	BEAM ANGLE
479396	LED line PHANTOM UFO high bay 200W 4000K 180lm/W 1-10V 120°	200W	4000K	36000	120°
479563	LED line PHANTOM UFO high bay 200W 4000K 180lm/W 1-10V 90°	200W	4000K	36000	90°
479570	LED line PHANTOM UFO high bay 200W 4000K 180lm/W 1-10V 60°	200W	4000K	36000	60°



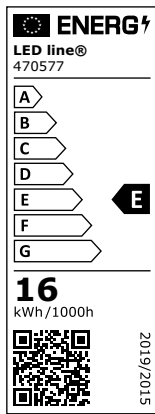




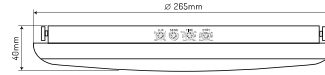


INDUSTRIAL LED FIXTURES

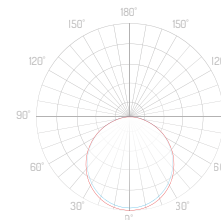
## **LUNAR ceiling lamp**



### LED line LUNAR ceiling lamp IP65 16W 220-240V

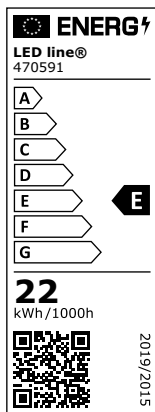


Luminous [cd/klm]



MORE DETAILS

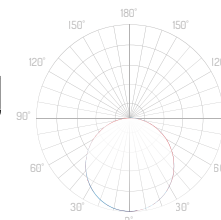
SYMBOL	NAME	WATTAGE	CCT	LUMINOUS FLUX
470577	LED line LUNAR ceiling lamp 16W 85 lm/w 220-240V AC	16W	4000W	1360 [lm]



### LED line LUNAR ceiling lamp IP65 22W 220-240V

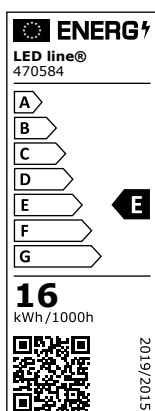


Luminous [cd/klm]

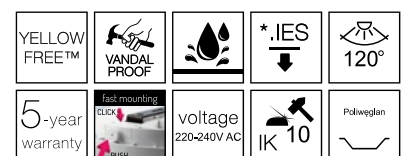


MORE DETAILS

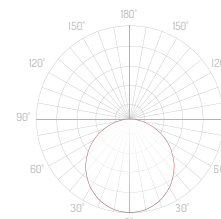
SYMBOL	NAME	WATTAGE	CCT	LUMINOUS FLUX
470591	LED line LUNAR ceiling lamp 22W 85 lm/w 220-240V AC	22W	4000K	1870 [lm]



### LED line LUNAR MICROWAVE STAND-BY SENSOR ceiling lamp IP65 16W 220-240V



Luminous [cd/klm]



MORE DETAILS

SYMBOL	NAME	WATTAGE	CCT	LUMINOUS FLUX
470584	LED line LUNAR ceiling lamp 16W 85 lm/w 220-240V AC with sensor	16W	4000K	1360 [lm]



ENERGY

LED line®

470607

A

B

C

D

E


F

G

22

kWh/1000h

2019/2015



LED line LUNAR MICROWAVE STAND-BY SENSOR  
ceiling lamp IP65 22W 220-240V



YELLOW  
FREE™

VANDAL  
PROOF

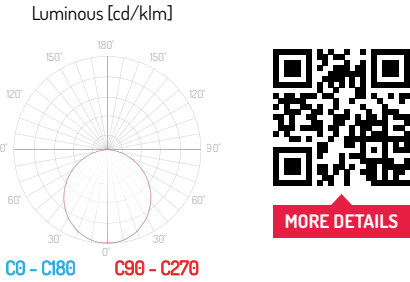
fast mounting  
CLICK  
PUSH

voltage  
220-240V AC

IK 10

Poliregla

\* IES  
120°



SYMBOL	NAME	WATTAGE	CCT	LUMINOUS FLUX
470607	LED line LUNAR ceiling lamp 22W 85 lm/w 220-240V AC with sensor	22W	4000K	1870 [lm]





INDUSTRIAL LED FIXTURES

## **LINEAR** ceiling lamp

LED line®  
477682

A

B

C

D

E

F

G

40

kWh/1000h

2019/2015

LED line LINEAR ceiling lamp  
40W 4000K 130lm/W

5-year  
warranty

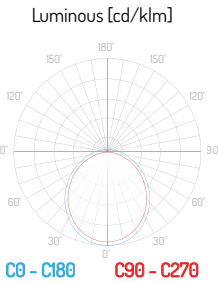

100000h  
L70B50

PVC

120°

SMD2835

288  
LED



MORE DETAILS

SYMBOL	NAME	WATTAGE	CCT	LUMINOUS FLUX
477682	LED line Linear 40W 4000K 130lm/w 220-240V AC	40W	4000K	5200 [lm]



INDUSTRIAL LED FIXTURES

**LINKER tri-proof**


**ENERGY**  
LED line®  
470690

A  
B  
C  
D  
E  
F  
G

**21**  
kWh/1000h

2019/2015

## LED line LINKER tri-proof 21W 130lm/W



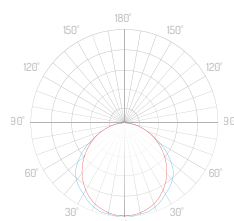
VANDAL PROOF  
100000h  
L70B50

130lm/W

\*IES  
voltage  
220-240V AC

5-year warranty  
IK 08

Luminous [cd/klm]



MORE DETAILS

SYMBOL	NAME	WATTAGE	CCT	LUMINOUS FLUX
470690	LED line LINKER 21W 4000K 130lm/w 220-240V IP65	21W	4000K	2730 [lm]


**ENERGY**  
LED line®  
470706

A  
B  
C  
D  
E  
F  
G

**39**  
kWh/1000h

2019/2015

## LED line LINKER tri-proof 39W 130lm/W



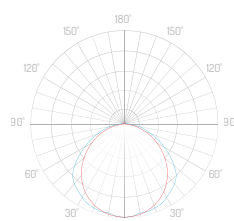
VANDAL PROOF  
100000h  
L70B50

130lm/W

\*IES  
voltage  
220-240V AC

5-year warranty  
IK 08

Luminous [cd/klm]



MORE DETAILS

SYMBOL	NAME	WATTAGE	CCT	LUMINOUS FLUX
470706	LED line LINKER 39W 4000K 130lm/w 220-240V IP65	39W	4000K	5070 [lm]

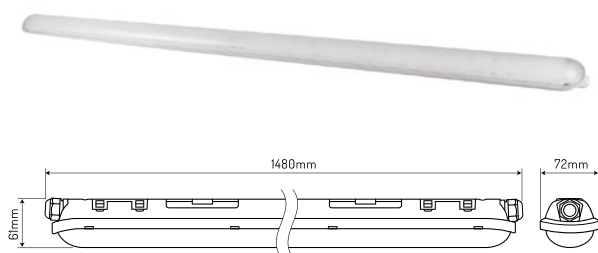
**ENERGY**  
LED line®  
470713

A  
B  
C  
D  
E  
F  
G

**55**  
kWh/1000h

2019/2015

## LED line LINKER tri-proof 55W 130lm/W



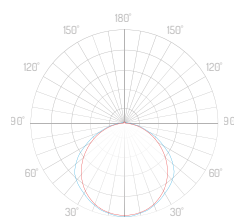
VANDAL PROOF  
100000h  
L70B50

130lm/W

\*IES  
voltage  
220-240V AC

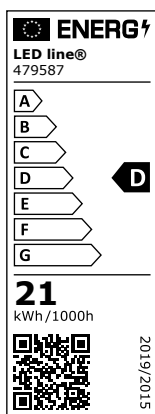
5-year warranty  
IK 08

Luminous [cd/klm]

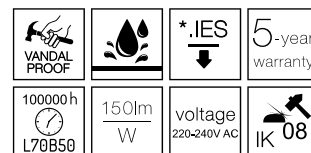



MORE DETAILS

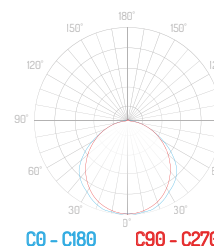
SYMBOL	NAME	WATTAGE	CCT	LUMINOUS FLUX
470713	LED line LINKER 55W 4000K 130lm/w 220-240V IP65	55W	4000K	7150 [lm]



### LED line LINKER tri-proof 21W 150lm/W 220-240V

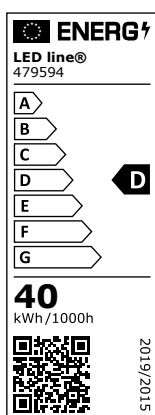


Luminous [cd/klm]

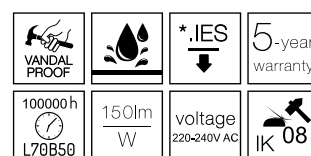



MORE DETAILS

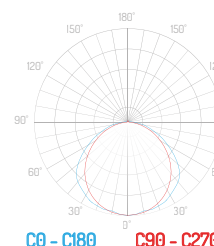
SYMBOL	NAME	WATTAGE	CCT	LUMINOUS FLUX
479587	LED line LINKER tri-proof 21W 4000K 150lm/W 220-240V IP65	21W	4000K	3150
479617	LED line LINKER tri-proof 21W 4000K 150lm/W 220-240V IP65 0-10V	21W	4000K	3150



### LED line LINKER tri-proof 40W 150lm/W 220-240V

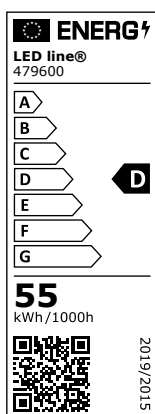


Luminous [cd/klm]

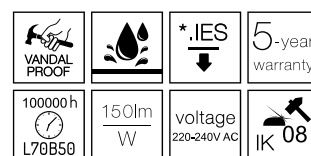
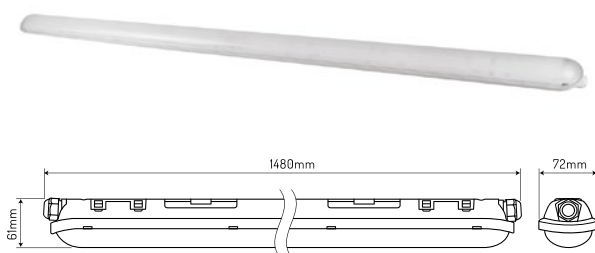


MORE DETAILS

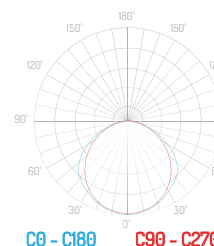
SYMBOL	NAME	WATTAGE	CCT	LUMINOUS FLUX
479594	LED line LINKER tri-proof 40W 4000K 150lm/W 220-240V IP65	40W	4000K	6000
479624	LED line LINKER tri-proof 40W 4000K 150lm/W 220-240V IP65 0-10V	40W	4000K	6000



### LED line LINKER tri-proof 55W 150lm/W 220-240V



Luminous [cd/klm]



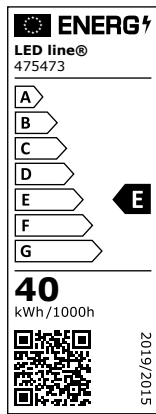
MORE DETAILS

SYMBOL	NAME	WATTAGE	CCT	LUMINOUS FLUX
479600	LED line LINKER tri-proof 55W 4000K 150lm/W 220-240V IP65	55W	4000K	8250
479631	LED line LINKER tri-proof 55W 4000K 150lm/W 220-240V IP65 0-10V	55W	4000K	8250

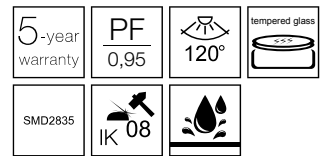
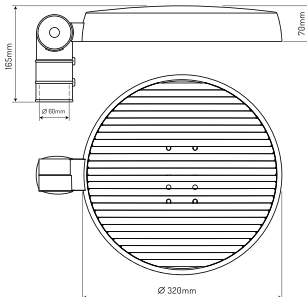


INDUSTRIAL LED FIXTURES

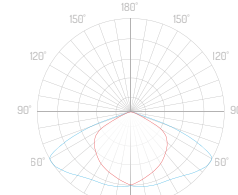
## **ELIDA street light**



## LED line ELIDA street light 40W 120lm/W

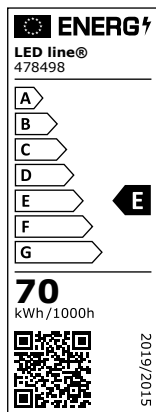


Luminous [cd/klm]

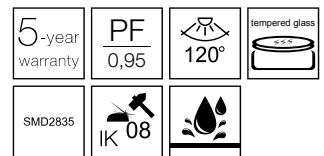
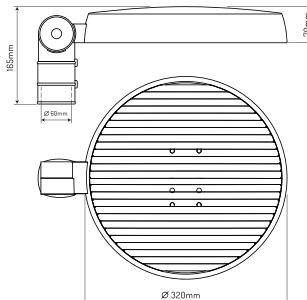


MORE DETAILS

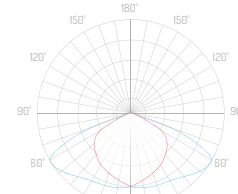
SYMBOL	NAME	WATTAGE	CCT	LUMINOUS FLUX
475473	LED line ELIDA street light 40W 4000K 120lm/w 100-277V IP65	40W	4000K	4800 [lm]



## LED line ELIDA street light 70W 120lm/W



Luminous [cd/klm]



MORE DETAILS

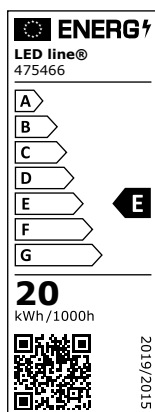
SYMBOL	NAME	WATTAGE	CCT	LUMINOUS FLUX
478498	LED line ELIDA street light 70W 4000K 120lm/w 100-277V IP65	70W	4000K	8400 [lm]





INDUSTRIAL LED FIXTURES

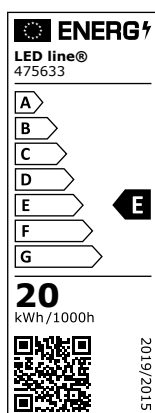
## **FUSION linear lamp**



### LED line FUSION linear lamp 20W 4000K 130lm/W


[MORE DETAILS](#)

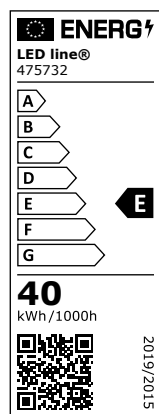
SYMBOL	NAME	WATTAGE	CCT	LUMINOUS FLUX
475466	LED line FUSION linear lamp 20W 4000K 130lm/W PC Cover 120°	20W	4000K	2600
475480	LED line FUSION linear lamp 20W 4000K 130lm/W 30°90°	20W	4000K	2600
475497	LED line FUSION linear lamp 20W 4000K 130lm/W 60°110°	20W	4000K	2600
475503	LED line FUSION linear lamp 20W 4000K 130lm/W 90°110°	20W	4000K	2600
475572	LED line FUSION linear lamp 20W 4000K 130lm/W 30°90° UGR<19 Anti-Glare Shield	20W	4000K	2600
475589	LED line FUSION linear lamp 20W 4000K 130lm/W 60°110° UGR<19 Anti-Glare Shield	20W	4000K	2600
475596	LED line FUSION linear lamp 20W 4000K 130lm/W 90°110° UGR<19 Anti-Glare Shield	20W	4000K	2600
475602	LED line FUSION linear lamp 20W 4000K 130lm/W 120°120°	20W	4000K	2600
475619	LED line FUSION linear lamp 20W 4000K 130lm/W LR40°	20W	4000K	2600
475626	LED line FUSION linear lamp 20W 4000K 130lm/W P18°	20W	4000K	2600



### LED line FUSION linear lamp 20W 4000K 130lm/W 0-10V


[MORE DETAILS](#)

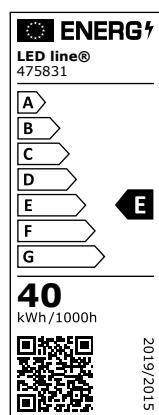
SYMBOL	NAME	WATTAGE	CCT	LUMINOUS FLUX
475633	LED line FUSION linear lamp 20W 4000K 130lm/W 0-10V PC Cover 120°	20W	4000K	2600
475640	LED line FUSION linear lamp 20W 4000K 130lm/W 0-10V 30°90°	20W	4000K	2600
475657	LED line FUSION linear lamp 20W 4000K 130lm/W 0-10V 60°110°	20W	4000K	2600
475664	LED line FUSION linear lamp 20W 4000K 130lm/W 0-10V 90°110°	20W	4000K	2600
475671	LED line FUSION linear lamp 20W 4000K 130lm/W 0-10V 30°90° UGR<19 Anti-Glare Shield	20W	4000K	2600
475688	LED line FUSION linear lamp 20W 4000K 130lm/W 0-10V 60°110° UGR<19 Anti-Glare Shield	20W	4000K	2600
475695	LED line FUSION linear lamp 20W 4000K 130lm/W 0-10V 90°110° UGR<19 Anti-Glare Shield	20W	4000K	2600
475701	LED line FUSION linear lamp 20W 4000K 130lm/W 0-10V 120°120°	20W	4000K	2600
475718	LED line FUSION linear lamp 20W 4000K 130lm/W 0-10V LR40°	20W	4000K	2600
475725	LED line FUSION linear lamp 20W 4000K 130lm/W 0-10V P18°	20W	4000K	2600



### LED line FUSION linear lamp 40W 4000K 130lm/W


[MORE DETAILS](#)

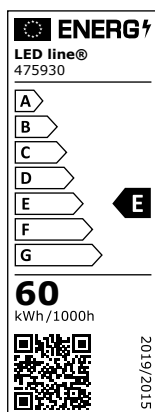
SYMBOL	NAME	WATTAGE	CCT	LUMINOUS FLUX
475732	LED line FUSION linear lamp 40W 4000K 130lm/W PC Cover 120°	40W	4000K	5200
475749	LED line FUSION linear lamp 40W 4000K 130lm/W 30°90°	40W	4000K	5200
475756	LED line FUSION linear lamp 40W 4000K 130lm/W 60°110°	40W	4000K	5200
475763	LED line FUSION linear lamp 40W 4000K 130lm/W 90°110°	40W	4000K	5200
475770	LED line FUSION linear lamp 40W 4000K 130lm/W 30°90° UGR<19 Anti-Glare Shield	40W	4000K	5200
475787	LED line FUSION linear lamp 40W 4000K 130lm/W 60°110° UGR<19 Anti-Glare Shield	40W	4000K	5200
475794	LED line FUSION linear lamp 40W 4000K 130lm/W 90°110° UGR<19 Anti-Glare Shield	40W	4000K	5200
475800	LED line FUSION linear lamp 40W 4000K 130lm/W 120°120°	40W	4000K	5200
475817	LED line FUSION linear lamp 40W 4000K 130lm/W LR40°	40W	4000K	5200
475824	LED line FUSION linear lamp 40W 4000K 130lm/W P18°	40W	4000K	5200



### LED line FUSION linear lamp 40W 4000K 130lm/W 0-10V


[MORE DETAILS](#)

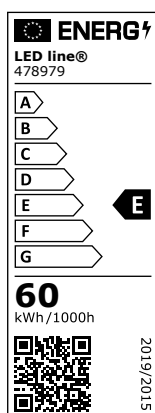
SYMBOL	NAME	WATTAGE	CCT	LUMINOUS FLUX
475831	LED line FUSION linear lamp 40W 4000K 130lm/W 0-10V PC Cover 120°	40W	4000K	5200
475848	LED line FUSION linear lamp 40W 4000K 130lm/W 0-10V 30°90°	40W	4000K	5200
475855	LED line FUSION linear lamp 40W 4000K 130lm/W 0-10V 60°110°	40W	4000K	5200
475862	LED line FUSION linear lamp 40W 4000K 130lm/W 0-10V 90°110°	40W	4000K	5200
475879	LED line FUSION linear lamp 40W 4000K 130lm/W 0-10V 30°90° UGR<19 Anti-Glare Shield	40W	4000K	5200
475886	LED line FUSION linear lamp 40W 4000K 130lm/W 0-10V 60°110° UGR<19 Anti-Glare Shield	40W	4000K	5200
475893	LED line FUSION linear lamp 40W 4000K 130lm/W 0-10V 90°110° UGR<19 Anti-Glare Shield	40W	4000K	5200
475909	LED line FUSION linear lamp 40W 4000K 130lm/W 0-10V 120°120°	40W	4000K	5200
475916	LED line FUSION linear lamp 40W 4000K 130lm/W 0-10V LR40°	40W	4000K	5200
475923	LED line FUSION linear lamp 40W 4000K 130lm/W 0-10V P18°	40W	4000K	5200



### LED line FUSION linear lamp 60W 4000K 130lm/W


[MORE DETAILS](#)

SYMBOL	NAME	WATTAGE	CCT	LUMINOUS FLUX
475930	LED line FUSION linear lamp 60W 4000K 130lm/W PC Cover 120°	60W	4000K	7800
475947	LED line FUSION linear lamp 60W 4000K 130lm/W 30°*90°	60W	4000K	7800
475954	LED line FUSION linear lamp 60W 4000K 130lm/W 60°*110°	60W	4000K	7800
475961	LED line FUSION linear lamp 60W 4000K 130lm/W 90°*110°	60W	4000K	7800
475978	LED line FUSION linear lamp 60W 4000K 130lm/W 30°*90° UGR<19 Anti-Glare Shield	60W	4000K	7800
475985	LED line FUSION linear lamp 60W 4000K 130lm/W 60°*110° UGR<19 Anti-Glare Shield	60W	4000K	7800
475992	LED line FUSION linear lamp 60W 4000K 130lm/W 90°*110° UGR<19 Anti-Glare Shield	60W	4000K	7800
476012	LED line FUSION linear lamp 60W 4000K 130lm/W 120°*120°	60W	4000K	7800
476029	LED line FUSION linear lamp 60W 4000K 130lm/W LR40°	60W	4000K	7800
478962	LED line FUSION linear lamp 60W 4000K 130lm/W P18°	60W	4000K	7800



### LED line FUSION linear lamp 60W 4000K 130lm/W 0-10V


[MORE DETAILS](#)

SYMBOL	NAME	WATTAGE	CCT	LUMINOUS FLUX
478979	LED line FUSION linear lamp 60W 4000K 130lm/W 0-10V PC Cover 120°	60W	4000K	7800
478986	LED line FUSION linear lamp 60W 4000K 130lm/W 0-10V 30°*90°	60W	4000K	7800
478993	LED line FUSION linear lamp 60W 4000K 130lm/W 0-10V 60°*110°	60W	4000K	7800
479006	LED line FUSION linear lamp 60W 4000K 130lm/W 0-10V 90°*110°	60W	4000K	7800
479013	LED line FUSION linear lamp 60W 4000K 130lm/W 0-10V 30°*90° UGR<19 Anti-Glare Shield	60W	4000K	7800
479648	LED line FUSION linear lamp 60W 4000K 130lm/W 0-10V 60°*110° UGR<19 Anti-Glare Shield	60W	4000K	7800
479655	LED line FUSION linear lamp 60W 4000K 130lm/W 0-10V 90°*110° UGR<19 Anti-Glare Shield	60W	4000K	7800
479662	LED line FUSION linear lamp 60W 4000K 130lm/W 0-10V 120°*120°	60W	4000K	7800
479679	LED line FUSION linear lamp 60W 4000K 130lm/W 0-10V LR40°	60W	4000K	7800
479686	LED line FUSION linear lamp 60W 4000K 130lm/W 0-10V P18°	60W	4000K	7800

LED line FUSION linear lamp I connector



MORE DETAILS

SYMBOL	NAME	WATTAGE
479693	LED line FUSION linear lamp I connector	20W/40W/60W

LED line FUSION linear lamp L connector



MORE DETAILS

SYMBOL	NAME	WATTAGE
479709	LED line FUSION linear lamp L connector	20W/40W/60W







LED line

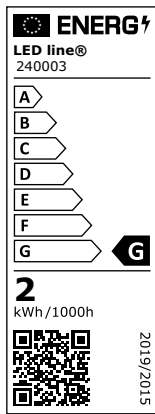


# LED STRIPS

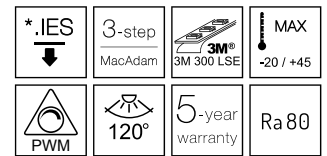
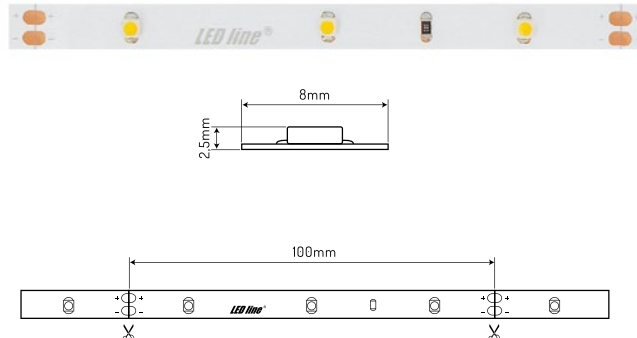




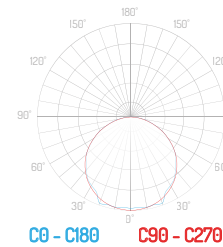
## LED STRIPS CLASSIC



## LED line Strip 150 SMD3528 12V 2,4W WHITE

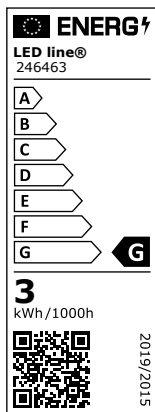


Luminous [cd/klm]

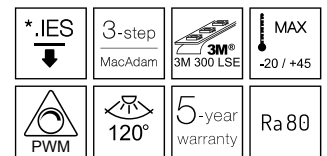
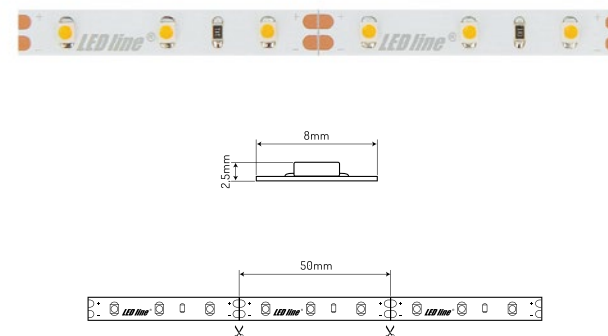


MORE DETAILS

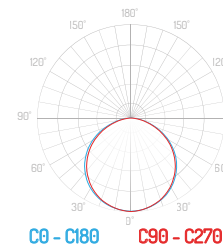
SYMBOL	NAME	WATTAGE	CCT	LUMINOUS FLUX	REEL	VOLTAGE	LED
240003	LED line Strip 150 SMD3528 12V 3000K 2,4W	2,4 [W/m]	3000K	200 [lm/m]	5m	12V DC	SMD3528
241826	LED line Strip 150 SMD3528 12V 4000K 2,4W	2,4 [W/m]	4000K	200 [lm/m]	5m	12V DC	SMD3528
240010	LED line Strip 150 SMD3528 12V 6500K 2,4W	2,4 [W/m]	6500K	200 [lm/m]	5m	12V DC	SMD3528



## LED line Strip 300 SMD3528 12V 4,8W WHITE



Luminous [cd/klm]



MORE DETAILS

SYMBOL	NAME	WATTAGE	CCT	LUMINOUS FLUX	REEL	VOLTAGE	LED
246463	LED line Strip 300 SMD3528 12V 2400K 4,8W	4,8 [W/m]	2400K	400 [lm/m]	5m	12V DC	SMD3528
240164	LED line Strip 300 SMD3528 12V 3000K 4,8W	4,8 [W/m]	3000K	400 [lm/m]	5m	12V DC	SMD3528
245602	LED line Strip 300 SMD3528 12V 4000K 4,8W	4,8 [W/m]	4000K	400 [lm/m]	5m	12V DC	SMD3528
240188	LED line Strip 300 SMD3528 12V 6500K 4,8W	4,8 [W/m]	6500K	400 [lm/m]	5m	12V DC	SMD3528
240195	LED line Strip 300 SMD3528 12V 11000K 4,8W	4,8 [W/m]	11000K	400 [lm/m]	5m	12V DC	SMD3528
249419	LED line Strip 300 SMD3528 12V 3000K 4,8W 30m	4,8 [W/m]	3000K	400 [lm/m]	30m	12V DC	SMD3528
249426	LED line Strip 300 SMD3528 12V 4000K 4,8W 30m	4,8 [W/m]	4000K	400 [lm/m]	30m	12V DC	SMD3528
249433	LED line Strip 300 SMD3528 12V 6500K 4,8W 30m	4,8 [W/m]	6500K	400 [lm/m]	30m	12V DC	SMD3528
249440	LED line Strip 300 SMD3528 12V 11000K 4,8W 30m	4,8 [W/m]	11000K	400 [lm/m]	30m	12V DC	SMD3528
477200	LED line Strip 300 SMD3528 12V 3000K 4,8W 50m	4,8 [W/m]	3000K	400 [lm/m]	50m	12V DC	SMD3528
477194	LED line Strip 300 SMD3528 12V 4000K 4,8W 50m	4,8 [W/m]	4000K	400 [lm/m]	50m	12V DC	SMD3528
477217	LED line Strip 300 SMD3528 12V 6500K 4,8W 50m	4,8 [W/m]	6500K	400 [lm/m]	50m	12V DC	SMD3528

LED line®  
240645

A

B

C

D

E

F

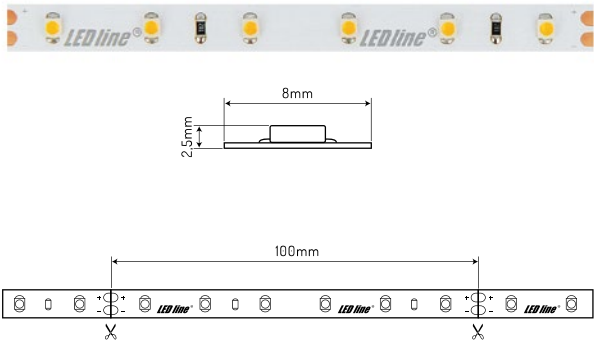
G

3

kWh/1000h

2019/2015

LED line Strip 300 SMD3528 24V 4,8W WHITE



\*.IES  
↓

3-step  
MacAdam

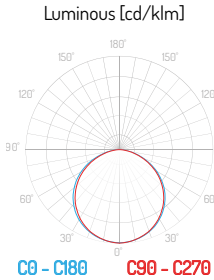
3M 300 LSE

MAX  
-20 / +45

120°

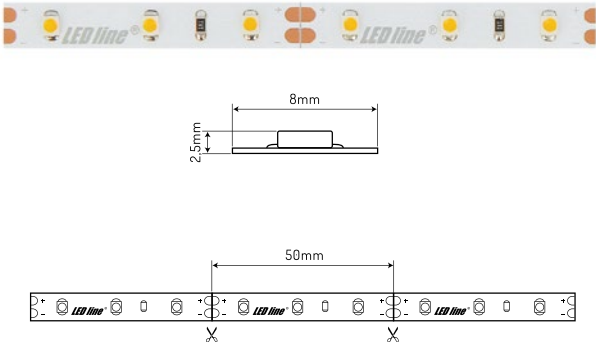
5-year  
warranty

Ra 80



SYMBOL	NAME	WATTAGE	CCT	LUMINOUS FLUX	REEL	VOLTAGE	LED
240645	LED line Strip 300 SMD3528 24V 3000K 4,8W	4,8 [W/m]	3000K	400 [lm/m]	5m	24V DC	SMD3528
240652	LED line Strip 300 SMD3528 24V 4000K 4,8W	4,8 [W/m]	4000K	400 [lm/m]	5m	24V DC	SMD3528
240676	LED line Strip 300 SMD3528 24V 6500K 4,8W	4,8 [W/m]	6500K	400 [lm/m]	5m	24V DC	SMD3528
240690	LED line Strip 300 SMD3528 24V 11000K 4,8W	4,8 [W/m]	11000K	400 [lm/m]	5m	24V DC	SMD3528
241758	LED line Strip 300 SMD3528 24V 3000K 4,8W 30m	4,8 [W/m]	3000K	400 [lm/m]	30m	24V DC	SMD3528
241765	LED line Strip 300 SMD3528 24V 4000K 4,8W 30m	4,8 [W/m]	4000K	400 [lm/m]	30m	24V DC	SMD3528
241789	LED line Strip 300 SMD3528 24V 6500K 4,8W 30m	4,8 [W/m]	6500K	400 [lm/m]	30m	24V DC	SMD3528
241796	LED line Strip 300 SMD3528 24V 11000K 4,8W 30m	4,8 [W/m]	11000K	400 [lm/m]	30m	24V DC	SMD3528

LED line Strip 300 SMD3528 12V 4,8W COLOUR



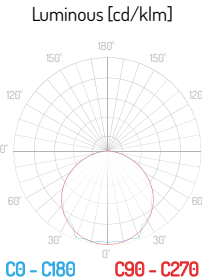
\*.IES  
↓

3M 300 LSE

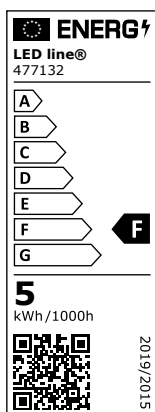
MAX  
-20 / +45

120°

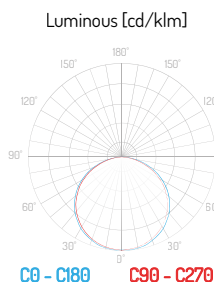
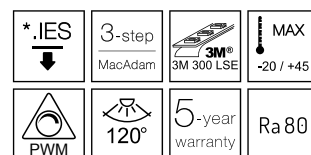
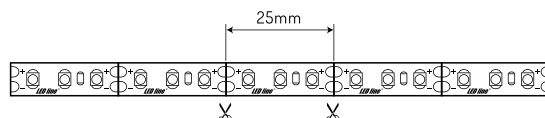
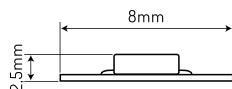
5-year  
warranty



SYMBOL	NAME	WATTAGE	COLOUR / WAVELENGTH	REEL	VOLTAGE	LED
240201	LED line Strip 300 SMD3528 12V red 4,8W	4,8 [W/m]	RED / 620nm	5m	12V DC	SMD3528
240225	LED line Strip 300 SMD3528 12V green 4,8W	4,8 [W/m]	GREEN / 520nm	5m	12V DC	SMD3528
240218	LED line Strip 300 SMD3528 12V blue 4,8W	4,8 [W/m]	BLUE / 465nm	5m	12V DC	SMD3528
240232	LED line Strip 300 SMD3528 12V yellow 4,8W	4,8 [W/m]	YELLOW / 590nm	5m	12V DC	SMD3528

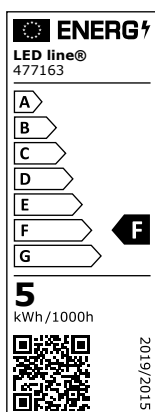


## LED line Strip 600 SMD2835 12V 9,6W WHITE

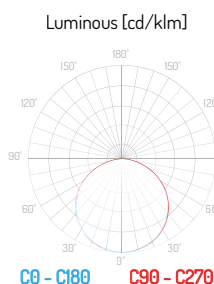
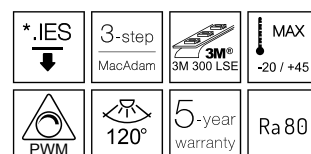
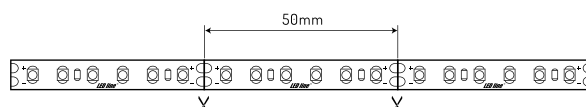
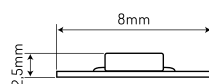


MORE DETAILS

SYMBOL	NAME	WATTAGE	CCT	LUMINOUS FLUX	REEL	VOLTAGE	LED
477132	LED line Strip 600 SMD2835 12V 2700K 9,6W	9,6 [W/m]	2700K	960 [lm/m]	5m	12V DC	SMD2835
477149	LED line Strip 600 SMD2835 12V 4000K 9,6W	9,6 [W/m]	4000K	960 [lm/m]	5m	12V DC	SMD2835
477156	LED line Strip 600 SMD2835 12V 6500K 9,6W	9,6 [W/m]	6500K	960 [lm/m]	5m	12V DC	SMD2835
477118	LED line Strip 600 SMD2835 12V 11000K 9,6W	9,6 [W/m]	11000K	960 [lm/m]	5m	12V DC	SMD2835
477262	LED line Strip 600 SMD2835 12V 2700K 9,6W 30m	9,6 [W/m]	2700K	960 [lm/m]	30m	12V DC	SMD2835
477279	LED line Strip 600 SMD2835 12V 4000K 9,6W 30m	9,6 [W/m]	4000K	960 [lm/m]	30m	12V DC	SMD2835

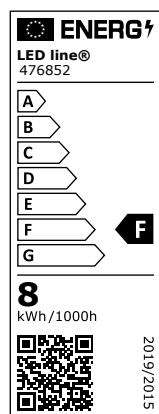


## LED line Strip 600 SMD2835 24V 9,6W WHITE

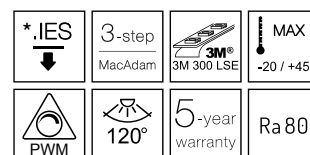
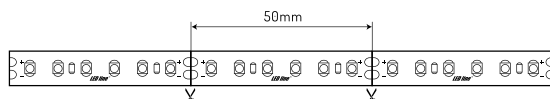
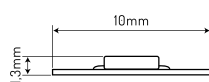


MORE DETAILS

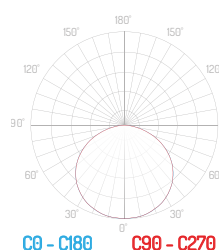
SYMBOL	NAME	WATTAGE	CCT	LUMINOUS FLUX	REEL	VOLTAGE	LED
477163	LED line Strip 600 SMD2835 24V 2700K 9,6W	9,6 [W/m]	2700K	960 [lm/m]	5m	24V DC	SMD2835
477170	LED line Strip 600 SMD2835 24V 4000K 9,6W	9,6 [W/m]	4000K	960 [lm/m]	5m	24V DC	SMD2835
477187	LED line Strip 600 SMD2835 24V 6500K 9,6W	9,6 [W/m]	6500K	960 [lm/m]	5m	24V DC	SMD2835
477125	LED line Strip 600 SMD2835 24V 11000K 9,6W	9,6 [W/m]	11000K	960 [lm/m]	5m	24V DC	SMD2835
477286	LED line Strip 600 SMD2835 24V 2700K 9,6W 30m	9,6 [W/m]	2700K	960 [lm/m]	30m	24V DC	SMD2835
477293	LED line Strip 600 SMD2835 24V 4000K 9,6W 30m	9,6 [W/m]	4000K	960 [lm/m]	30m	24V DC	SMD2835



## LED line Strip 600 SMD2835 24V 14,4W WHITE



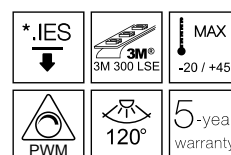
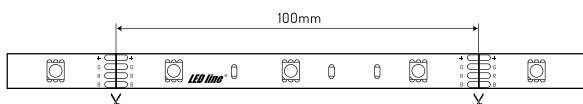
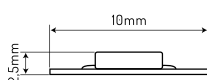
Luminous [cd/klm]



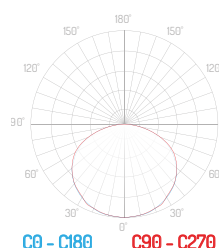
MORE DETAILS

SYMBOL	NAME	WATTAGE	CCT	LUMINOUS FLUX	REEL	VOLTAGE	LED
476852	LED line Strip 600 SMD2835 24V 2700K 14,4W	14,4 [W/m]	2700K	1440 [lm/m]	5m	24V DC	SMD2835
476869	LED line Strip 600 SMD2835 24V 4000K 14,4W	14,4 [W/m]	4000K	1440 [lm/m]	5m	24V DC	SMD2835
476876	LED line Strip 600 SMD2835 24V 6000K 14,4W	14,4 [W/m]	6000K	1440 [lm/m]	5m	24V DC	SMD2835

## LED line Strip SMD5050 RGB

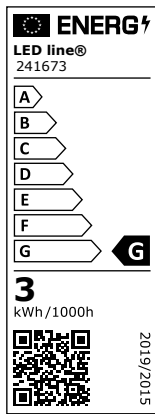


Luminous [cd/klm]

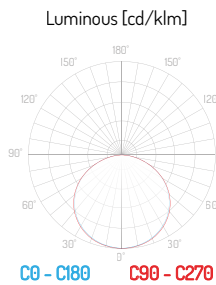
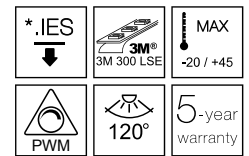
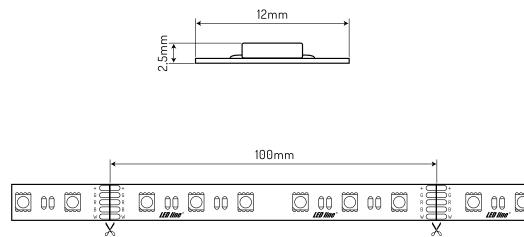


MORE DETAILS

SYMBOL	NAME	WATTAGE	COLOUR / WAVELENGTH	REEL	VOLTAGE	LED
241659	LED line Strip 150 SMD5050 24V RGB 7,2W	7,2 [W/m]	RGB / 620nm, 520nm, 465nm	5m	24V DC	SMD5050
240539	LED line Strip 300 SMD5050 24V RGB 14,4W	14,4 [W/m]	RGB / 620nm, 520nm, 465nm	5m	24V DC	SMD5050
240140	LED line Strip 150 SMD5050 12V RGB 7,2W	7,2 [W/m]	RGB / 620nm, 520nm, 465nm	5m	12V DC	SMD5050
240522	LED line Strip 300 SMD5050 12V RGB 14,4W	14,4 [W/m]	RGB / 620nm, 520nm, 465nm	5m	12V DC	SMD5050
477224	LED line Strip 150 SMD5050 12V RGB 7,2W 30m	7,2 [W/m]	RGB / 620nm, 520nm, 465nm	30m	12V DC	SMD5050
477255	LED line Strip 300 SMD5050 12V RGB 14,4W 30m	14,4 [W/m]	RGB / 620nm, 520nm, 465nm	30m	12V DC	SMD5050
477675	LED line Strip 300 SMD5050 24V RGB 14,4W 30m	14,4 [W/m]	RGB / 620nm, 520nm, 465nm	30m	24V DC	SMD5050



## LED line Strip SMD5050 RGBW



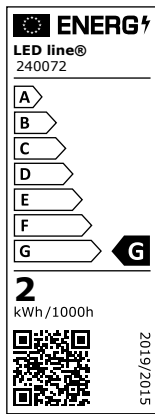
MORE DETAILS

SYMBOL	NAME	WATTAGE	COLOUR / WAVELENGTH / CCT	REEL	VOLTAGE	LED
241673	LED line Strip 300 SMD5050 24V 2700K RGBW 19,2W	19,2 [W/m]	RGBW / 620nm, 520nm, 465nm / 2700K	5m	24V DC	SMD5050
477316	LED line Strip 300 SMD5050 24V 4000K RGBW 19,2W	19,2 [W/m]	RGBW / 620nm, 520nm, 465nm / 4000K	5m	24V DC	SMD5050
241680	LED line Strip 300 SMD5050 24V 6500K RGBW 19,2W	19,2 [W/m]	RGBW / 620nm, 520nm, 465nm / 6500K	5m	24V DC	SMD5050
247071	LED line Strip 300 SMD5050 12V 2700K RGBW 19,2W	19,2 [W/m]	RGBW / 620nm, 520nm, 465nm / 2700K	5m	12V DC	SMD5050
477309	LED line Strip 300 SMD5050 12V 4000K RGBW 19,2W	19,2 [W/m]	RGBW / 620nm, 520nm, 465nm / 4000K	5m	12V DC	SMD5050
245657	LED line Strip 300 SMD5050 12V 6500K RGBW 19,2W	19,2 [W/m]	RGBW / 620nm, 520nm, 465nm / 6500K	5m	12V DC	SMD5050
477231	LED line Strip 300 SMD5050 12V 2700K RGBW 19,2W 30m	19,2 [W/m]	RGBW / 620nm, 520nm, 465nm / 2700K	30m	12V DC	SMD5050
478689	LED line Strip 300 SMD5050 12V 4000K RGBW 19,2W 30m	19,2 [W/m]	RGBW / 620nm, 520nm, 465nm / 4000K	30m	12V DC	SMD5050
477248	LED line Strip 300 SMD5050 12V 6500K RGBW 19,2W 30m	19,2 [W/m]	RGBW / 620nm, 520nm, 465nm / 6500K	30m	12V DC	SMD5050

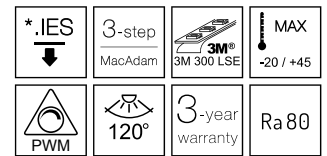
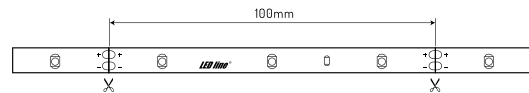
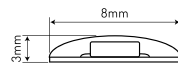





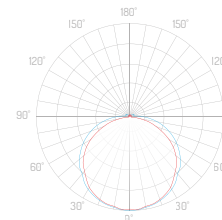
## LED STRIPS **WATERPROOF**



## LED line Strip 150 SMD3528 12V 2,4W WHITE IP65



Luminous [cd/klm]

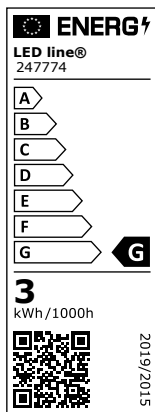


C0 - C180 C90 - C270

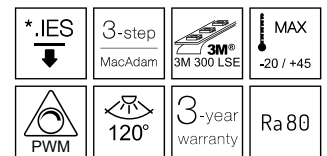
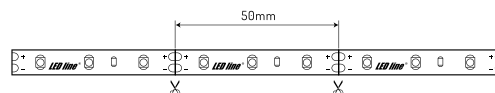
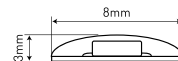


MORE DETAILS

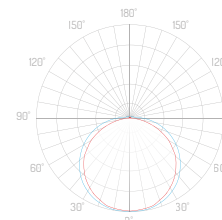
SYMBOL	NAME	WATTAGE	CCT	LUMINOUS FLUX	REEL	VOLTAGE	LED
240072	LED line Strip 150 SMD3528 12V 3000K IP65 2,4W	2,4 [W/m]	3000K	200 [lm/m]	5m	12V DC	SMD3528
242151	LED line Strip 150 SMD3528 12V 4000K IP65 2,4W	2,4 [W/m]	4000K	200 [lm/m]	5m	12V DC	SMD3528
240089	LED line Strip 150 SMD3528 12V 6500K IP65 2,4W	2,4 [W/m]	6500K	200 [lm/m]	5m	12V DC	SMD3528



## LED line Strip 300 SMD3528 12V 4,8W WHITE IP65



Luminous [cd/klm]

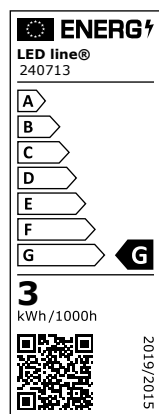


C0 - C180 C90 - C270

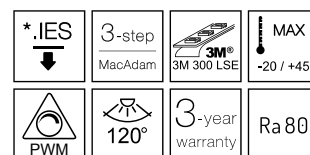
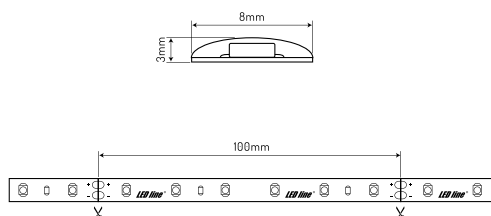


MORE DETAILS

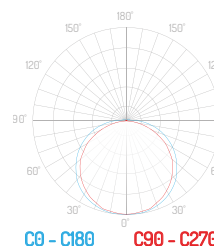
SYMBOL	NAME	WATTAGE	CCT	LUMINOUS FLUX	REEL	VOLTAGE	LED
247774	LED line Strip 300 SMD3528 12V 2400K IP65 4,8W	4,8 [W/m]	2400K	400 [lm/m]	5m	12V DC	SMD3528
240249	LED line Strip 300 SMD3528 12V 3000K IP65 4,8W	4,8 [W/m]	3000K	400 [lm/m]	5m	12V DC	SMD3528
245619	LED line Strip 300 SMD3528 12V 4000K IP65 4,8W	4,8 [W/m]	4000K	400 [lm/m]	5m	12V DC	SMD3528
240256	LED line Strip 300 SMD3528 12V 6500K IP65 4,8W	4,8 [W/m]	6500K	400 [lm/m]	5m	12V DC	SMD3528
240263	LED line Strip 300 SMD3528 12V 11000K IP65 4,8W	4,8 [W/m]	11000K	400 [lm/m]	5m	12V DC	SMD3528



## LED line Strip 300 SMD3528 24V 4,8W WHITE IP65

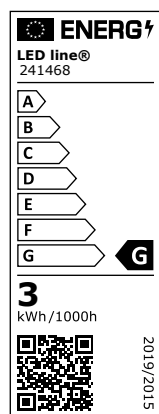


Luminous [cd/klm]

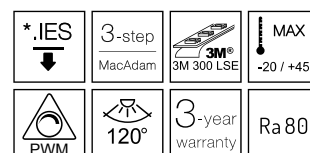
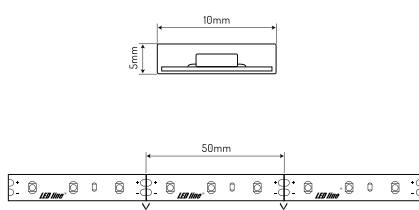


MORE DETAILS

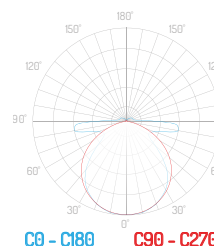
SYMBOL	NAME	WATTAGE	CCT	LUMINOUS FLUX	REEL	VOLTAGE	LED
240713	LED line Strip 300 SMD3528 24V 3000K IP65 4,8W	4,8 [W/m]	3000K	400 [lm/m]	5m	24V DC	SMD3528
240720	LED line Strip 300 SMD3528 24V 4000K IP65 4,8W	4,8 [W/m]	4000K	400 [lm/m]	5m	24V DC	SMD3528
240744	LED line Strip 300 SMD3528 24V 6500K IP65 4,8W	4,8 [W/m]	6500K	400 [lm/m]	5m	24V DC	SMD3528
241147	LED line Strip 300 SMD3528 24V 11000K IP65 4,8W	4,8 [W/m]	11000K	400 [lm/m]	5m	24V DC	SMD3528



## LED line Strip 300 SMD3528 12V 3000K IP67 4,8W



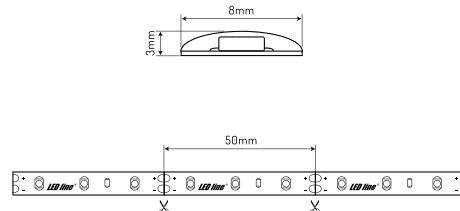
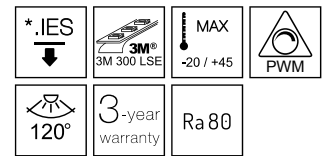
Luminous [cd/klm]



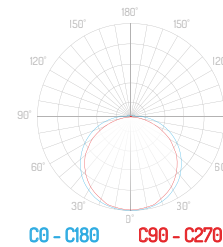
MORE DETAILS

SYMBOL	NAME	WATTAGE	CCT	LUMINOUS FLUX	REEL	VOLTAGE	LED
241468	LED line Strip 300 SMD3528 12V 3000K IP67 4,8W	4,8 [W/m]	3000K	400 [lm/m]	5m	12V DC	SMD3528
245626	LED line Strip 300 SMD3528 12V 4000K IP67 4,8W	4,8 [W/m]	4000K	400 [lm/m]	5m	12V DC	SMD3528
241475	LED line Strip 300 SMD3528 12V 6500K IP67 4,8W	4,8 [W/m]	6500K	400 [lm/m]	5m	12V DC	SMD3528

## LED line Strip 300 SMD3528 12V 4,8W COLOUR IP65

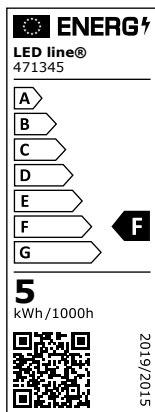


Luminous [cd/klm]

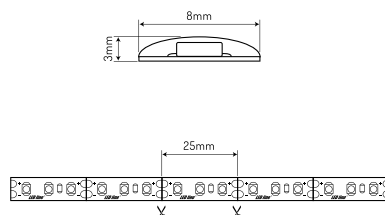
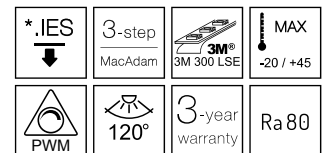


MORE DETAILS

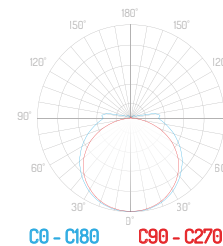
SYMBOL	NAME	WATTAGE	COLOUR / WAVELENGTH	REEL	VOLTAGE	LED
240270	LED line Strip 300 SMD3528 12V red IP65 4,8W	4,8 [W/m]	RED / 620nm	5m	12V DC	SMD3528
240294	LED line Strip 300 SMD3528 12V green IP65 4,8W	4,8 [W/m]	GREEN / 520nm	5m	12V DC	SMD3528
240287	LED line Strip 300 SMD3528 12V blue IP65 4,8W	4,8 [W/m]	BLUE / 465nm	5m	12V DC	SMD3528
240300	LED line Strip 300 SMD3528 12V yellow IP65 4,8W	4,8 [W/m]	YELLOW / 590nm	5m	12V DC	SMD3528



## LED line Strip 600 SMD2835 12V 9,6W WHITE IP65



Luminous [cd/klm]



MORE DETAILS

SYMBOL	NAME	WATTAGE	CCT	LUMINOUS FLUX	REEL	VOLTAGE	LED
471345	LED line Strip 600 SMD2835 12V 2700K IP65 9,6W	9,6 [W/m]	2700K	960 [lm/m]	5m	12V DC	SMD2835
477040	LED line Strip 600 SMD2835 12V 4000K IP65 9,6W	9,6 [W/m]	4000K	960 [lm/m]	5m	12V DC	SMD2835
477057	LED line Strip 600 SMD2835 12V 6500K IP65 9,6W	9,6 [W/m]	6500K	960 [lm/m]	5m	12V DC	SMD2835
477095	LED line Strip 600 SMD2835 12V 11000K IP65 9,6W	9,6 [W/m]	11000K	960 [lm/m]	5m	12V DC	SMD2835

LED line®  
477064

A

B

C

D

E

F

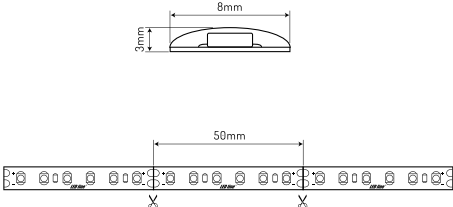
G

5

kWh/1000h

2019/2015

LED line Strip 600 SMD2835 24V 9,6W WHITE IP65

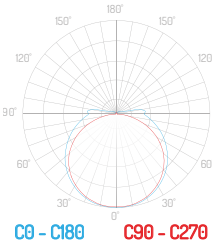


120°

3-year warranty

Ra 80

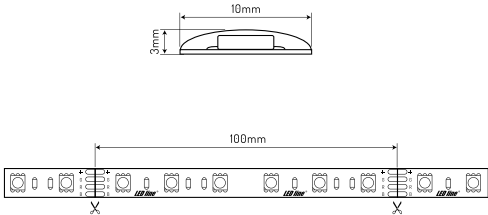
Luminous [cd/klm]



MORE DETAILS

SYMBOL	NAME	WATTAGE	CCT	LUMINOUS FLUX	REEL	VOLTAGE	LED
477064	LED line Strip 600 SMD2835 24V 2700K IP65 9,6W	9,6 [W/m]	2700K	960 [lm/m]	5m	24V DC	SMD2835
477071	LED line Strip 600 SMD2835 24V 4000K IP65 9,6W	9,6 [W/m]	4000K	960 [lm/m]	5m	24V DC	SMD2835
477088	LED line Strip 600 SMD2835 24V 6500K IP65 9,6W	9,6 [W/m]	6500K	960 [lm/m]	5m	24V DC	SMD2835
477101	LED line Strip 600 SMD2835 24V 11000K IP65 9,6W	9,6 [W/m]	11000K	960 [lm/m]	5m	24V DC	SMD2835

LED line Strip SMD5050 RGB IP65

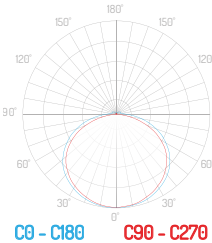


PWM

120°

3-year warranty

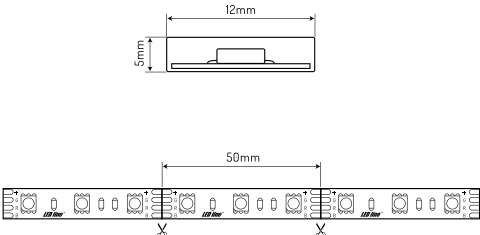
Luminous [cd/klm]



MORE DETAILS

SYMBOL	NAME	WATTAGE	COLOUR / WAVELENGTH	REEL	VOLTAGE	LED
241741	LED line Strip 300 SMD5050 24V RGB IP65 14,4W	14,4 [W/m]	RGB / 620nm, 520nm, 465nm	5m	24V DC	SMD5050
240614	LED line Strip 300 SMD5050 12V RGB IP65 14,4W	7,2 [W/m]	RGB / 620nm, 520nm, 465nm	5m	12V DC	SMD5050
241666	LED line Strip 150 SMD5050 24V RGB IP65 7,2W	7,2 [W/m]	RGB / 620nm, 520nm, 465nm	5m	24V DC	SMD5050
240157	LED line Strip 150 SMD5050 12V RGB IP65 7,2W	7,2 [W/m]	RGB / 620nm, 520nm, 465nm	5m	12V DC	SMD5050

LED line Strip SMD5050 12V RGB IP67

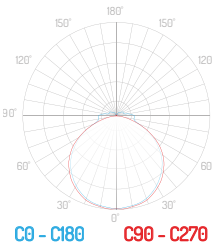


PWM

120°

3-year warranty


Luminous [cd/klm]



MORE DETAILS

SYMBOL	NAME	WATTAGE	COLOUR / WAVELENGTH	REEL	VOLTAGE	LED
241451	LED line Strip 300 SMD5050 12V RGB IP67 14,4W	14,4 [W/m]	RGB / 620nm, 520nm, 465nm	5m	12V DC	SMD5050
241444	LED line Strip 150 SMD5050 12V RGB IP67 7,2W	7,2 [W/m]	RGB / 620nm, 520nm, 465nm	5m	12V DC	SMD5050





## LED STRIPS COB

ENERGY

LED line®

476821

A

B

C

D

E

F

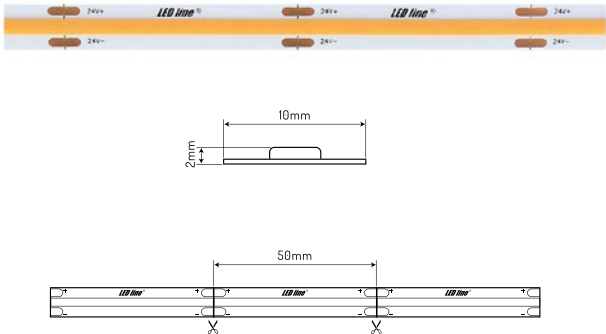
G

4

kWh/1000h

2019/2015

LED line Strip COB 24V WHITE



\*.IES

3-step

MacAdam

3M 300 LSE

3-year warranty

MAX

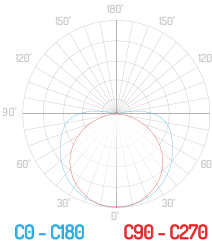
-20 / +45

PWM

180°

Ra 90

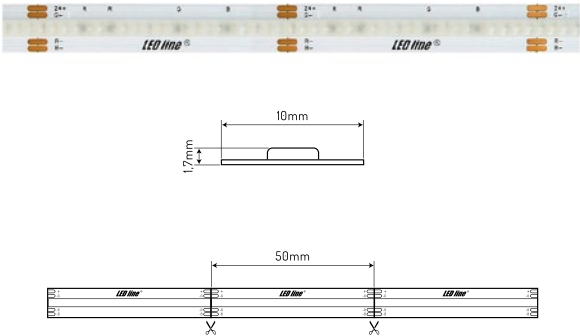
Luminous [cd/klm]



MORE DETAILS

SYMBOL	NAME	WATTAGE	CCT	LUMINOUS FLUX	REEL	VOLTAGE	LED
476821	LED line Strip COB 320 chips/m 24V 2700K 8W	8 [W/m]	2700K	640 [lm/m]	5m	24V DC	COB
476838	LED line Strip COB 320 chips/m 24V 4000K 8W	8 [W/m]	4000K	720 [lm/m]	5m	24V DC	COB
476845	LED line Strip COB 320 chips/m 24V 6000K 8W	8 [W/m]	6000K	800 [lm/m]	5m	24V DC	COB
478238	LED line Strip COB 320 chips/m 24V 2700K 12W	12 [W/m]	2700K	1020 [lm/m]	5m	24V DC	COB
478221	LED line Strip COB 320 chips/m 24V 4000K 12W	12 [W/m]	4000K	1100 [lm/m]	5m	24V DC	COB
478214	LED line Strip COB 320 chips/m 24V 6000K 12W	12 [W/m]	6000K	1100 [lm/m]	5m	24V DC	COB
478245	LED line Strip COB 480 chips/m 24V 2700K 18W	18 [W/m]	2700K	1440 [lm/m]	5m	24V DC	COB
478269	LED line Strip COB 480 chips/m 24V 4000K 18W	18 [W/m]	4000K	1520 [lm/m]	5m	24V DC	COB
478313	LED line Strip COB 480 chips/m 24V 6000K 18W	18 [W/m]	6000K	1520 [lm/m]	5m	24V DC	COB

LED line Strip COB 24V MULTICOLOUR



\*.IES

3-step

MacAdam

3M 300 LSE

3-year warranty

MAX

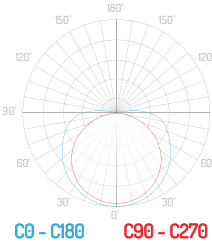
-20 / +45

PWM

180°

Ra 80

Luminous [cd/klm]



MORE DETAILS

SYMBOL	NAME	WATTAGE	COLOUR / WAVELENGTH / CCT	LUMINOUS FLUX	REEL	VOLTAGE	LED
478320	LED line Strip COB 420 chips/m 24V RGB 9W	9 [W/m]	RGB / 620nm, 520nm, 465nm		5m	24V DC	COB
478337	LED line Strip COB 560 chips/m 24V RGBCT 16W	16 [W/m]	RGBCT / 620nm, 520nm, 465nm / 2700-6000K	400 [lm/m]	5m	24V DC	COB



## LED STRIPS EXPERT

LED line®  
245923

A

B

C

D

E

F

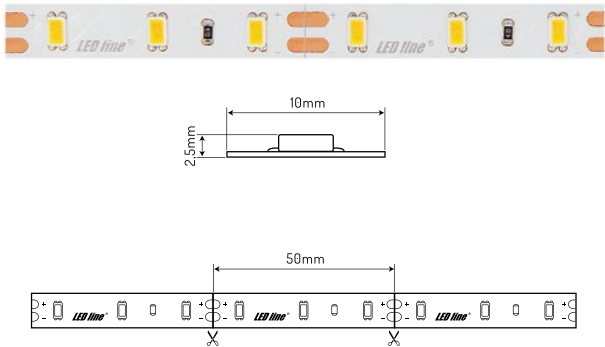
G

9

kWh/1000h

2019/2015

LED line Strip 300 SMD5630 SAMSUNG 18W



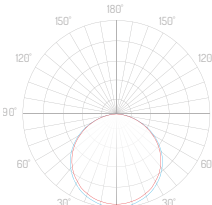
3-step  
MacAdam

5-year  
warranty

120°

Ra 80

Luminous [cd/klm]



MORE DETAILS

SYMBOL	NAME	WATTAGE	CCT	LUMINOUS FLUX	REEL	VOLTAGE	LED
245916	LED line Strip 300 SMD5630 12V 2700K SAMSUNG 18W	18 [W/m]	2700K	1800 [lm/m]	5m	12V DC	SMD5630
245923	LED line Strip 300 SMD5630 12V 4000K SAMSUNG 18W	18 [W/m]	4000K	1800 [lm/m]	5m	12V DC	SMD5630
245930	LED line Strip 300 SMD5630 12V 6500K SAMSUNG 18W	18 [W/m]	6500K	1800 [lm/m]	5m	12V DC	SMD5630
246982	LED line Strip 300 SMD5630 12V 11000K SAMSUNG 18W	18 [W/m]	11000K	1800 [lm/m]	5m	12V DC	SMD5630
247743	LED line Strip 300 SMD5630 24V 2700K SAMSUNG 18W	18 [W/m]	2700K	1800 [lm/m]	5m	24V DC	SMD5630
247750	LED line Strip 300 SMD5630 24V 4000K SAMSUNG 18W	18 [W/m]	4000K	1800 [lm/m]	5m	24V DC	SMD5630
247767	LED line Strip 300 SMD5630 24V 6500K SAMSUNG 18W	18 [W/m]	6500K	1800 [lm/m]	5m	24V DC	SMD5630
247965	LED line Strip 300 SMD5630 24V 11000K SAMSUNG 18W	18 [W/m]	11000K	1800 [lm/m]	5m	24V DC	SMD5630

LED line®  
245268

A

B

C

D

E

F

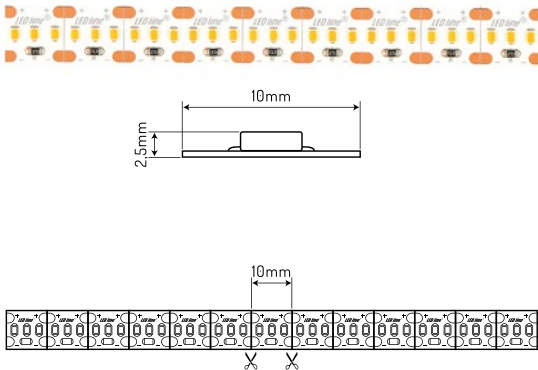
G

3

kWh/1000h

2019/2015

LED line Strip 1500 SMD2216 12V SPOTLESS 21W



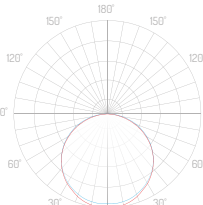
3-step  
MacAdam

5-year  
warranty

120°

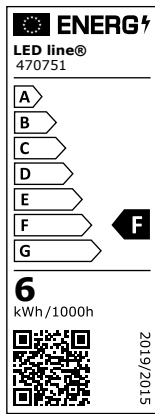
Ra 80

Luminous [cd/klm]

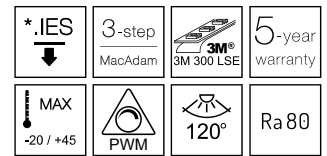
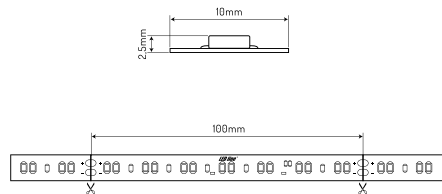


MORE DETAILS

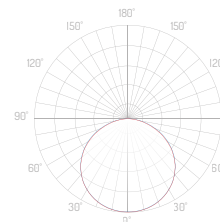
SYMBOL	NAME	WATTAGE	CCT	LUMINOUS FLUX	REEL	VOLTAGE	LED
245268	LED line Strip 1500 SMD2216 12V 2700K SPOTLESS 21W	21 [W/m]	2700K	1700 [lm/m]	5m	12V DC	SMD2216
245589	LED line Strip 1500 SMD2216 12V 4000K SPOTLESS 21W	21 [W/m]	4000K	1700 [lm/m]	5m	12V DC	SMD2216
246333	LED line Strip 1500 SMD2216 12V 6500K SPOTLESS 21W	21 [W/m]	6500K	1700 [lm/m]	5m	12V DC	SMD2216



## LED line Strip 700 SMD2835 24V DIM TO WARM 12W



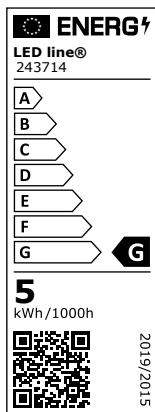
Luminous [cd/klm]



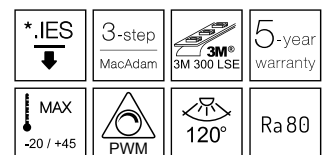
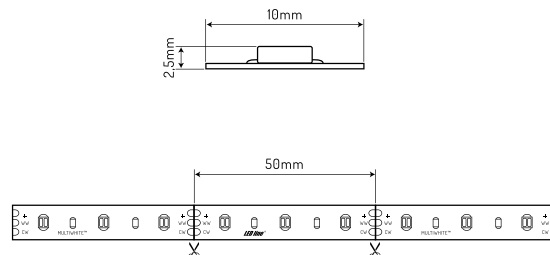
MORE DETAILS

C0 - C180 C90 - C270

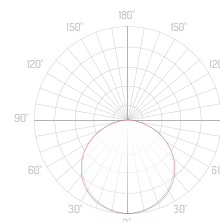
SYMBOL	NAME	WATTAGE	CCT	LUMINOUS FLUX	REEL	VOLTAGE	LED
470751	LED line Strip 700 SMD2835 24V 1600-6500K DIM 12W	12 [W/m]	1600-6500K	17 - 1140 [lm/m]	5m	24V DC	SMD2835
471093	LED line Strip 700 SMD2835 24V 2200-3000K DIM 12W	12 [W/m]	2200-3000K	17 - 1140 [lm/m]	5m	24V DC	SMD2835



## LED line Strip 300 SMD3528 MULTIWHITE CCT 9,6W



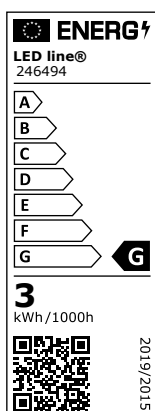
Luminous [cd/klm]



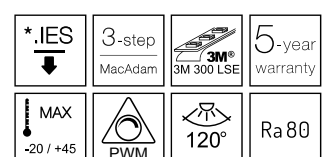
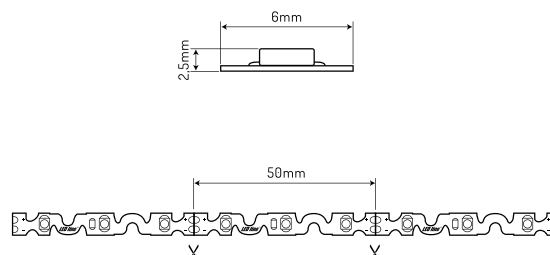
MORE DETAILS

C0 - C180 C90 - C270

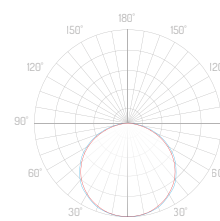
SYMBOL	NAME	WATTAGE	COLOUR / CCT	LUMINOUS FLUX	REEL	VOLTAGE	LED
243714	LED line Strip 300 SMD3528 12V MULTIWHITE 9,6W	9,6 [W/m]	3000K - 6500K	800 [lm/m]	5m	12V DC	SMD3528
241819	LED line Strip 300 SMD3528 24V MULTIWHITE 9,6W	9,6 [W/m]	3000K - 6500K	800 [lm/m]	5m	24V DC	SMD3528



## LED line Strip 300 SMD3528 12V 4000K TWIST 4,8W



Luminous [cd/klm]



MORE DETAILS

C0 - C180 C90 - C270

SYMBOL	NAME	WATTAGE	CCT	LUMINOUS FLUX	REEL	VOLTAGE	LED
246494	LED line Strip 300 SMD3528 12V 4000K TWIST 4,8W	4,8 [W/m]	4000K	420 [lm/m]	5m	12V DC	SMD3528



LED line®  
246 739

A

B

C

D

E

F

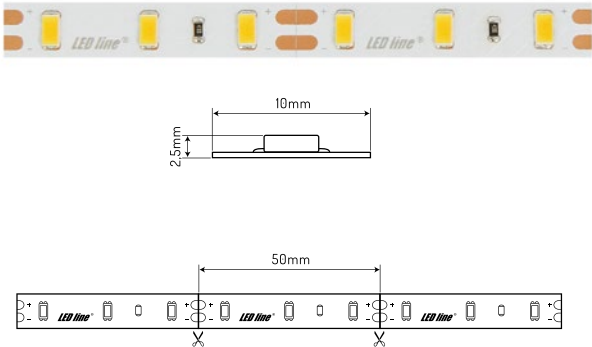
G

2

kWh/1000h

2019/2015

LED line Strip 300 SMD5730 12V 4000K CRI>95 18W



\*.IES  
↓

3-step  
MacAdam

3M 300 LSE

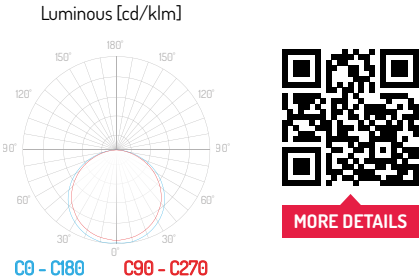
5-year  
warranty

MAX  
-20 / +45

PWM

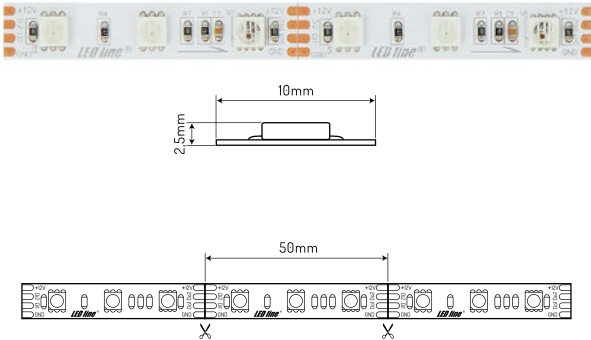
120°

CRI 95



SYMBOL	NAME	WATTAGE	CCT	LUMINOUS FLUX	REEL	VOLTAGE	LED
246739	LED line Strip 300 SMD5730 12V 4000K CRI>95 18W	18 [W/m]	4000K	1620 [lm/m]	5m	12V DC	SMD5730

LED line Strip 300 SMD5050 12V RGB DIGITAL 14,4W



\*.IES  
↓

3-step  
MacAdam

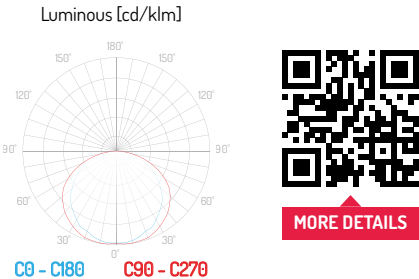
3M 300 LSE

5-year  
warranty

MAX  
-20 / +45

PWM

120°



SYMBOL	NAME	WATTAGE	COLOUR / WAVELENGTH	REEL	VOLTAGE	LED
248238	LED line Strip 300 SMD5050 12V RGB DIGITAL P943 14,4W	14,4 [W/m]	RGB / 620nm, 520nm, 465nm	5m	12V DC	SMD5050

LED line®  
249167

A

B

C

D

E

F

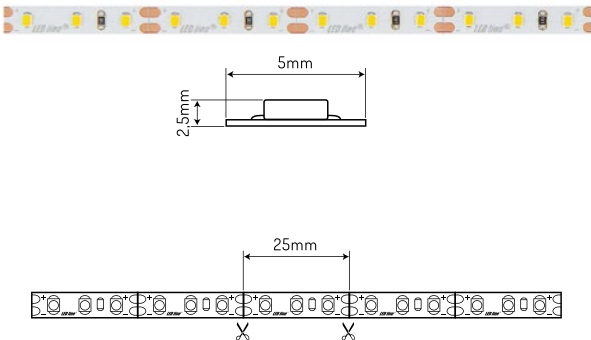
G

5

kWh/1000h

2019/2015

LED line Strip 600 SMD2216 12V 4000K 5MM SLIM WPCB 9,6W



\*.IES  
↓

3-step  
MacAdam

3M 300 LSE

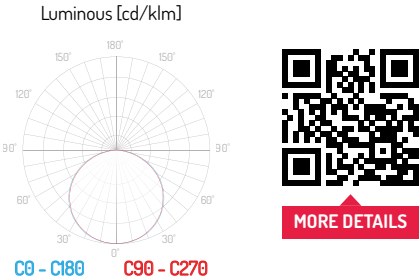
5-year  
warranty

MAX  
-20 / +45

PWM

120°

Ra 80



SYMBOL	NAME	WATTAGE	CCT	LUMINOUS FLUX	REEL	VOLTAGE	LED
249167	LED line Strip 600 SMD2216 12V 4000K 5mm WPCB 9,6W	9,6 [W/m]	4000K	740 [lm/m]	5m	12V DC	SMD2216

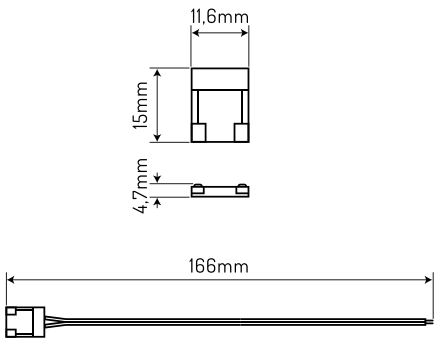


LED STRIPS

## ACCESSORIES

LED line CLICK CONNECTOR for COB LED Strips 10mm 2 PIN single with wire

COB

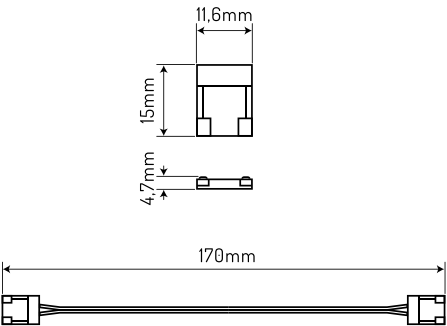


MORE DETAILS

SYMBOL	NAME	TYPE	TYPE OF CONNECTOR	LED Strip WIDTH	LED
478351	LED line Click Connector for COB Strip single 10 mm 2 PIN with wire	2PIN	single + wire	10mm	COB

LED line CLICK CONNECTOR for COB LED Strips 10mm 2 PIN single with wire

COB

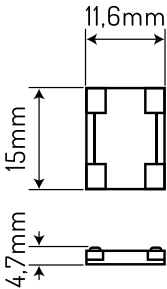


MORE DETAILS

SYMBOL	NAME	TYPE	TYPE OF CONNECTOR	LED Strip WIDTH	LED
478368	LED line Click Connector for COB Strip double 10 mm 2 PIN with wire	2PIN	double + wire	10mm	COB

LED line CLICK CONNECTOR for COB LED Strips 10 mm 2 PIN double

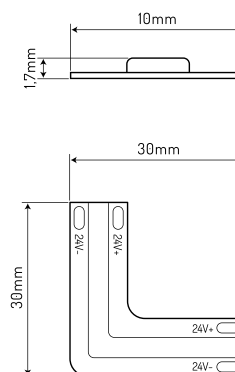
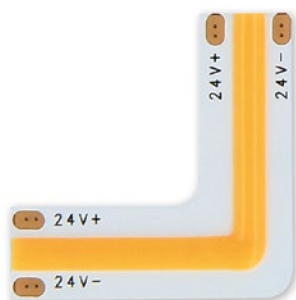
COB



MORE DETAILS

SYMBOL	NAME	TYPE	TYPE OF CONNECTOR	LED Strip WIDTH	LED
478375	LED line Click Connector for COB Strip double 10 mm 2 PIN	2PIN	double	10mm	COB

### LED line Click Connector for COB LED Strips 10 mm 2 PIN 8W



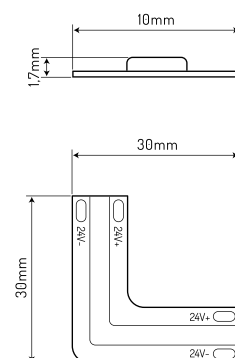
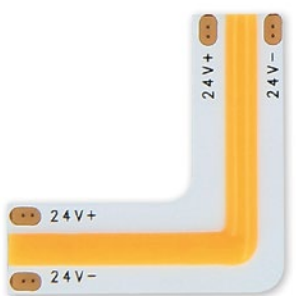
COB



MORE DETAILS

SYMBOL	NAME	TYPE	TYPE OF CONNECTOR	LED Strip WIDTH	CCT	LED
478382	LED line Click Connector for COB Strip angle 8W 2700K	2PIN	L	10mm	2700K	COB
478399	LED line Click Connector for COB Strip angle 8W 4000K	2PIN	L	10mm	4000K	COB
478405	LED line Click Connector for COB Strip angle 8W 6000K	2PIN	L	10mm	6000K	COB

### LED line Click Connector for COB LED Strips 10mm 2 PIN 12W



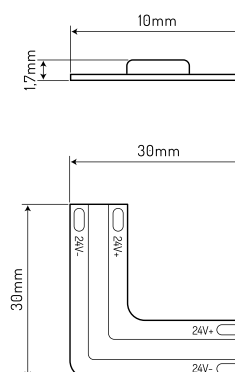
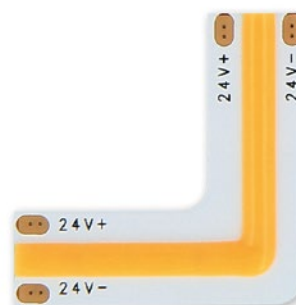
COB



MORE DETAILS

SYMBOL	NAME	TYPE	TYPE OF CONNECTOR	LED Strip WIDTH	CCT	LED
478450	LED line Click Connector for COB Strip angle 12W 2700K	2PIN	L	10mm	2700K	COB
478467	LED line Click Connector for COB Strip angle 12W 4000K	2PIN	L	10mm	4000K	COB
478474	LED line Click Connector for COB Strip angle 12W 6000K	2PIN	L	10mm	6000K	COB

### LED line Click Connector for COB LED Strips 10mm 2 PIN 18W



COB

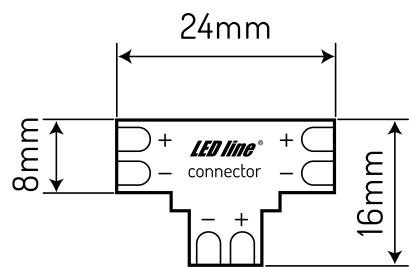


MORE DETAILS

SYMBOL	NAME	TYPE	TYPE OF CONNECTOR	LED Strip WIDTH	CCT	LED
478412	LED line Click Connector for COB Strip angle 18W 2700K	2PIN	L	10mm	2700K	COB
478429	LED line Click Connector for COB Strip angle 18W 4000K	2PIN	L	10mm	4000K	COB
478436	LED line Click Connector for COB Strip angle 18W 6000K	2PIN	L	10mm	6000K	COB

LED line Click Connector for SMD LED Strip T shape

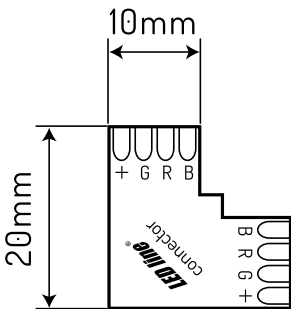
COB



SYMBOL	NAME	TYPE	TYPE OF CONNECTOR	LED Strip WIDTH	LED
246555	LED line Click Connector for SMD Strip angle 8 mm SINGLE	2PIN	T	8mm	WHITE/COLOUR
246524	LED line Click Connector for SMD Strip angle 10 mm RGB	4PIN	T	10mm	RGB

LED line Click Connector for SMD LED Strip L shape

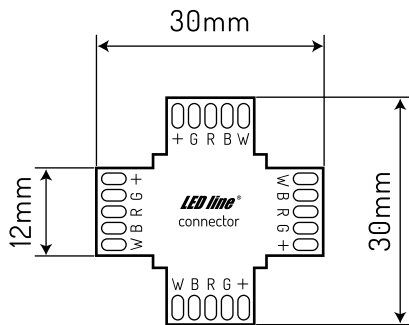

COB



SYMBOL	NAME	TYPE	TYPE OF CONNECTOR	LED Strip WIDTH	LED
246562	LED line Click Connector for SMD Strip angle 8 mm SINGLE	2PIN	L	8mm	WHITE/COLOUR
246517	LED line Click Connector for SMD Strip angle 10 mm RGB	4PIN	L	10mm	RGB

LED line Click Connector for SMD LED Strip + shape

COB



SYMBOL	NAME	TYPE	TYPE OF CONNECTOR	LED Strip WIDTH	LED
246548	LED line Click Connector for SMD Strip angle 8 mm SINGLE	2PIN	+	8mm	WHITE/COLOUR
246531	LED line Click Connector for SMD Strip angle 10 mm RGB	4PIN	+	10mm	RGB
247859	LED line Click Connector for SMD Strip angle 12 mm RGBW	5PIN	+	12mm	RGBW





LED line



# LED STRIP CONTROLLERS

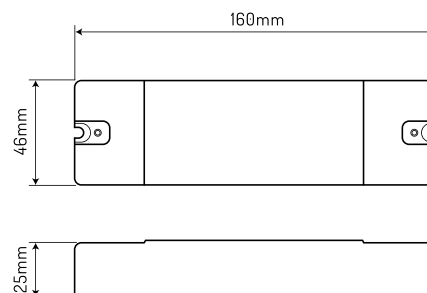




## LED STRIP CONTROLLERS VARIANTE



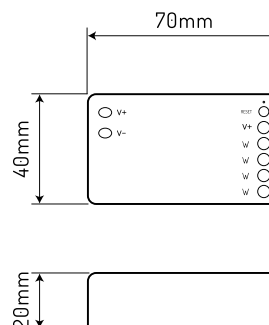

## LED line VARIANTE Controller 5in1



MORE DETAILS

SYMBOL	NAME	WATTAGE	MAX. OUTPUT	COMMUNICATION	FUNCTION
477781	LED line kontroler VARIANTE RF WIFI TUYA 5in1	12-24V	20A	RF 2,4GHz / WIFI	DIM/CCT/RGB/RGBW/RGB CCT

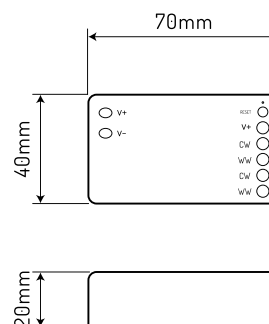
## LED line VARIANTE Controller DIM



MORE DETAILS

SYMBOL	NAME	WATTAGE	MAX. OUTPUT	COMMUNICATION	FUNCTION
471277	LED line VARIANTE Controller RF WIFI TUYA DIM	12-24V	16A (4A/channel)	RF 2,4GHz / WIFI	DIM

## LED line VARIANTE Controller CCT



MORE DETAILS

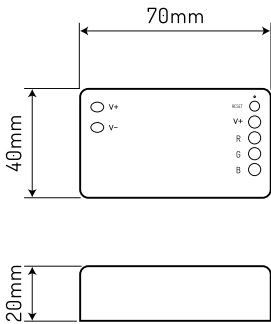
SYMBOL	NAME	WATTAGE	MAX. OUTPUT	COMMUNICATION	FUNCTION
471284	LED line VARIANTE Controller RF WIFI TUYA CCT	12-24V	16A (4A/channel)	RF 2,4GHz / WIFI	CCT



LED line VARIANTE Controller RGB

3-year warranty

MAX  
-20 / +45



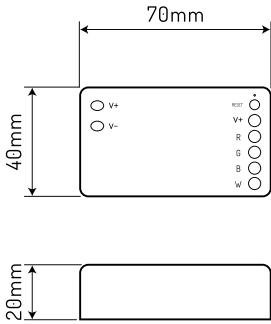
MORE DETAILS

SYMBOL	NAME	WATTAGE	MAX. OUTPUT	COMMUNICATION	FUNCTION
471291	LED line VARIANTE Controller RF WIFI TUYA RGB	12-24V	15A (5A/channel)	RF 2,4GHz / WIFI	RGB

LED line VARIANTE Controller RGBW

3-year warranty

MAX  
-20 / +45



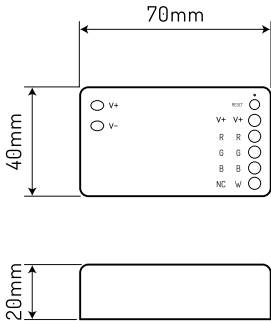
MORE DETAILS

SYMBOL	NAME	WATTAGE	MAX. OUTPUT	COMMUNICATION	FUNCTION
471307	LED line VARIANTE Controller RF WIFI TUYA RGBW	12-24V	16A (4A/channel)	RF 2,4GHz / WIFI	RGBW

LED line VARIANTE Controller RGB/RGBW

3-year warranty

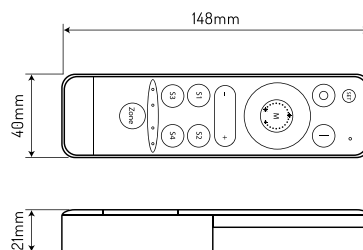

MAX  
-20 / +45



MORE DETAILS

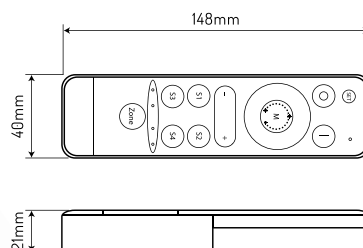

SYMBOL	NAME	WATTAGE	MAX. OUTPUT	COMMUNICATION	FUNCTION
471314	LED line VARIANTE Controller RF RGB/RGBW + remote controller	12-24V	16A (4A/channel RGBW, 5A/channel RGB)	RF 433,92Mhz	RGB/RGBW

## LED line VARIANTE Remote Controller DIM/CCT


[MORE DETAILS](#)

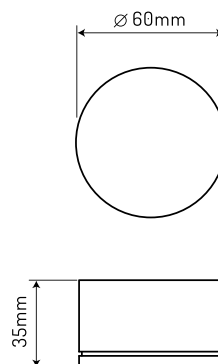
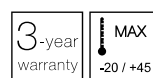
SYMBOL	NAME	WATTAGE	RANGE	COMMUNICATION	FUNCTION
471321	LED line RF REMOTE for VARIANTE Controller DIM/CCT	DC 3V 2*AAA	20M	RF 2,4GHz	DIM/CCT

## LED line VARIANTE Remote Controller RGB/RGBW


[MORE DETAILS](#)

SYMBOL	NAME	WATTAGE	RANGE	COMMUNICATION	FUNCTION
471338	LED line RF REMOTE for VARIANTE Controller RGB/RGBW	DC 3V 2*AAA	20M	RF 2,4GHz	RGB/RGBW

## LED line VARIANTE Remote Controller DIM/CCT MAG JOY


[MORE DETAILS](#)

SYMBOL	NAME	WATTAGE	RANGE	COMMUNICATION	FUNCTION
476937	LED line RF MAG JOY REMOTE for VARIANTE Controller DIM/CCT	DC 3V 2*AAA	30M	RF 2,4GHz	DIM/CCT

LED line

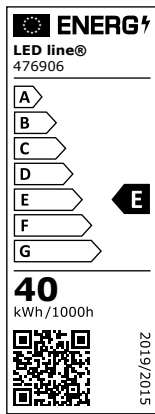


# LED PANELS

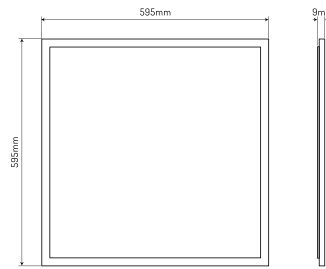
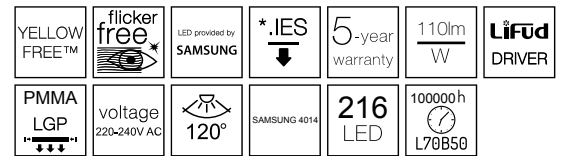


LED PANELS  
**CLASSIC**

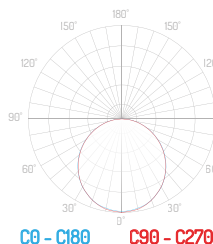




### LED line Panel Slim 40W 4000K 4400lm 60x60




Luminous [cd/klm]



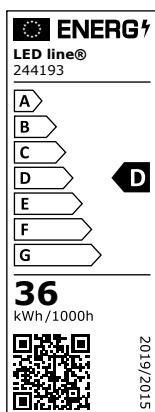
MORE DETAILS

SYMBOL	NAME	WATTAGE	CCT	LUMINOUS FLUX	DIMM
476906	LED line Panel Slim 40W 4000K 4400lm 60x60 square	40W	4000K	4400	NO
476913	LED line Panel Slim 40W 4000K 4400lm 60x60 0-10V	40W	4000K	4400	0-10V

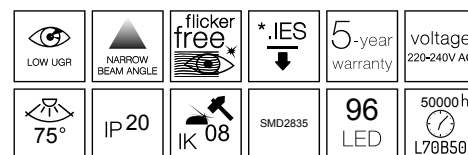
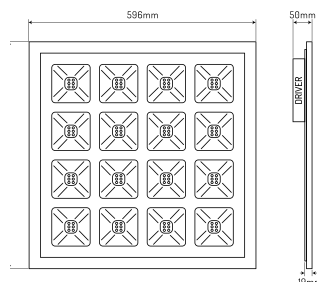





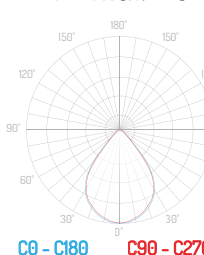
## LED PANELS **EXPERT**



## LED line Panel DIORA 4000K square

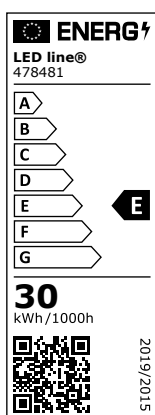


Luminous [cd/klm]

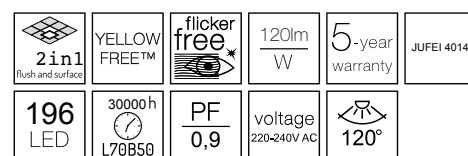
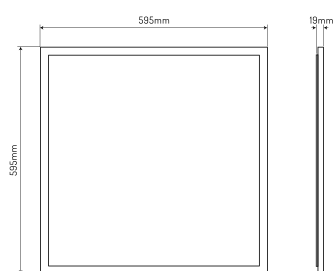


MORE DETAILS

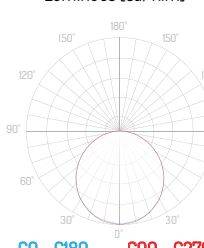
SYMBOL	NAME	WATTAGE	CCT	LUMINOUS FLUX	DIMM
244193	LED line Panel DIORA 15-36W 4000K 2250-5040lm square	15-36W	4000K	2250-5040	NO
471260	LED line Panel DIORA 36W 4000K 5040lm 1-10V square	36W	4000K	5040	1-10V



## LED line Frame Panel 40W 4000K 3200lm square

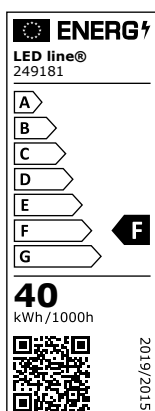


Luminous [cd/klm]

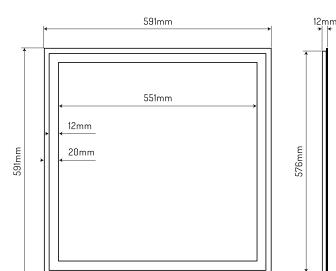



MORE DETAILS

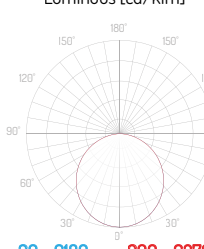
SYMBOL	NAME	WATTAGE	CCT	LUMINOUS FLUX	DIMM
478481	LED line Panel 2in1 30W 4000K 3600lm square	30W	4000K	3600	NO



## LED line Panel 2in1 40W 4000K 3600lm square



Luminous [cd/klm]



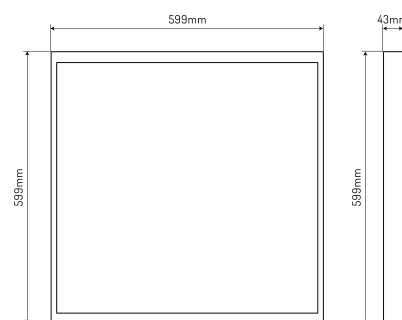

MORE DETAILS

SYMBOL	NAME	WATTAGE	CCT	LUMINOUS FLUX	DIMM
249181	LED line Panel 2in1 40W 4000K 3600lm square	40W	4000K	3200	NO



## LED PANELS ACCESSORIES

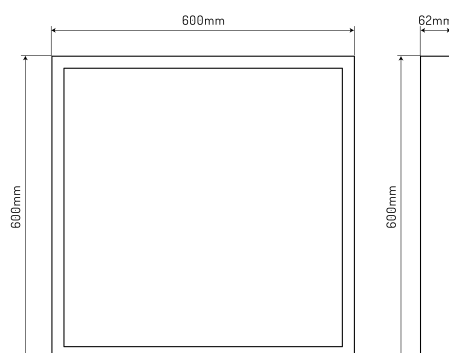

## LED line FRAME for LED Panel 60x60 43mm



MORE DETAILS

SYMBOL	NAME	COMPATIBLE PRODUCTS
476890	LED line FRAME for LED Panel 60x60 43mm surface	476906, 476913

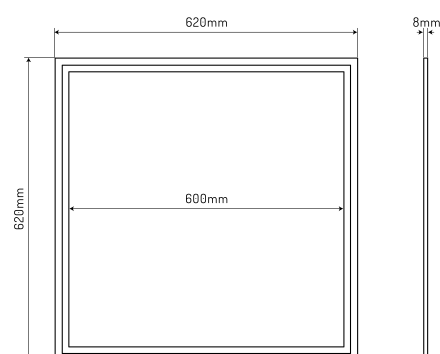

## LED line FRAME for LED Panel 60x60 62mm



MORE DETAILS

SYMBOL	NAME	COMPATIBLE PRODUCTS
476791	LED line FRAME for LED Panel 60x60 62mm surface	476906, 476913, 244193, 471260

## LED line FRAME for LED Panel 60x60

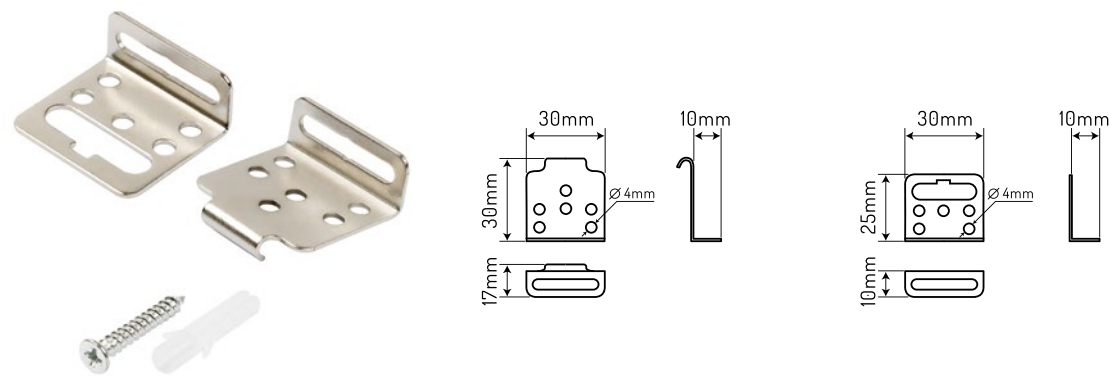


MORE DETAILS

SYMBOL	NAME	COMPATIBLE PRODUCTS
478443	LED line FRAME Adapter 62x62cm For LED Panel 60x60cm surface	476906, 476913, 244193, 471260, 249181, 478481

LED line Accessorie For LED Panel - hooks

5-year warranty



SYMBOL	NAME	COMPATIBLE PRODUCTS
245718	LED line Accessorie For LED Panel- hooks	476906, 476913, 244193, 471260, 249181

LED line Accessorie For LED Panel - springs

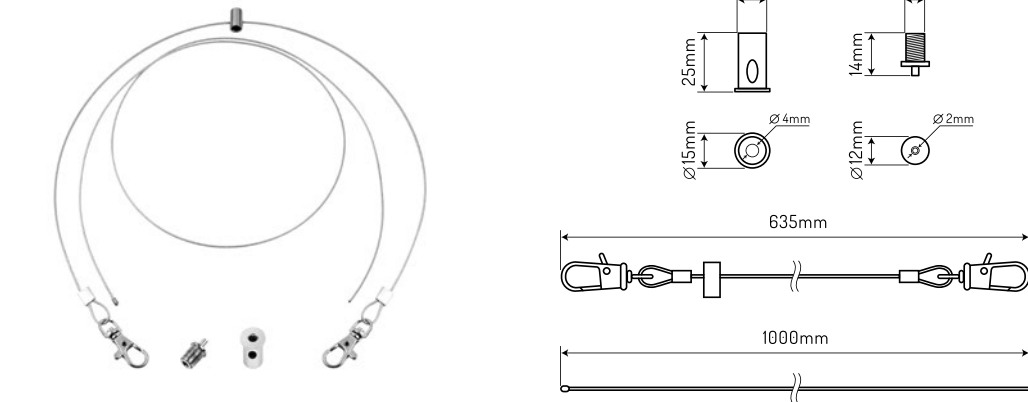
5-year warranty



SYMBOL	NAME	COMPATIBLE PRODUCTS
245725	LED line Accessorie For LED Panel- springs	476906, 476913, 244193, 471260, 249181, 478481

LED line Accessorie For LED Panel - steel wires

5-year warranty



SYMBOL	NAME	COMPATIBLE PRODUCTS
245701	LED line Accessorie For LED Panel- steel wires	476906, 476913, 244193, 471260, 249181, 478481





LED line

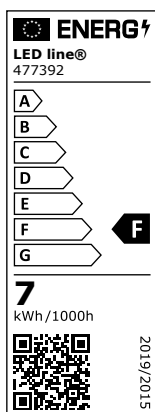


# LED DOWNLIGHTS

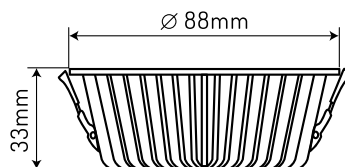
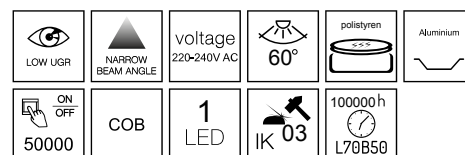




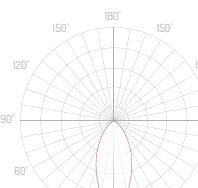
LED DOWNLIGHTS  
**QUANTUM**



### LED line QUANTUM downlight 7W 700lm 4000K



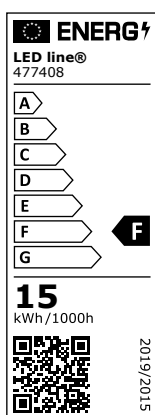
Luminous [cd/klm]



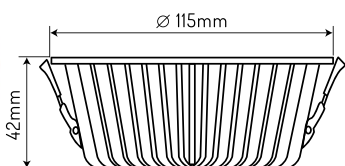
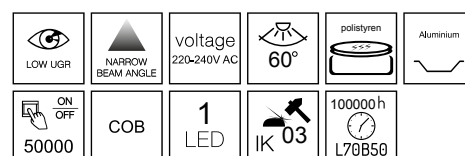
MORE DETAILS

C0 - C180 C90 - C270

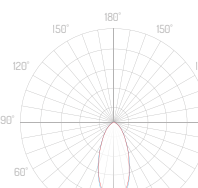
SYMBOL	NAME	WATTAGE	CCT	LUMINOUS FLUX	DIMM
477392	LED line QUANTUM downlight 7W 700lm 4000K	7W	4000K	700	NO
477477	LED line QUANTUM downlight 7W 700lm 4000K 1-10V	7W	4000K	700	1-10V



### LED line QUANTUM downlight 15W 1500lm 4000K



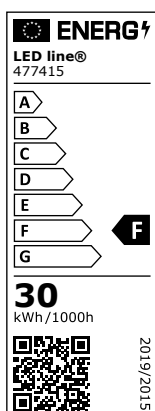
Luminous [cd/klm]



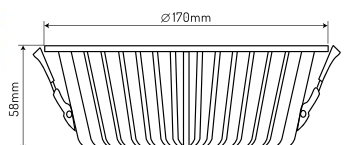
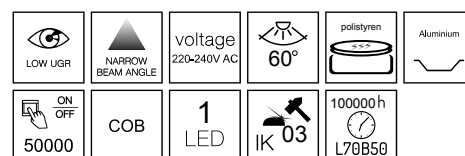
MORE DETAILS

C0 - C180 C90 - C270

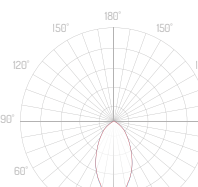
SYMBOL	NAME	WATTAGE	CCT	LUMINOUS FLUX	DIMM
477408	LED line QUANTUM downlight 15W 1500lm 4000K	15W	4000K	1500	NO
477484	LED line QUANTUM downlight 15W 1500lm 4000K 1-10V	15W	4000K	1500	1-10V



### LED line QUANTUM downlight 30W 3000lm 4000K



Luminous [cd/klm]




MORE DETAILS

C0 - C180 C90 - C270

SYMBOL	NAME	WATTAGE	CCT	LUMINOUS FLUX	DIMM
477415	LED line QUANTUM downlight 30W 3000lm 4000K	30W	4000K	3000	NO
477491	LED line QUANTUM downlight 30W 3000lm 4000K 1-10V	30W	4000K	3000	1-10V



**ENERGY**

LED line®  
477422

A

B

C

D


E

F

G


40


kWh/1000h



2019/2015


LED line QUANTUM downlight 40W  
4000lm 4000K

  
LOW UGR


  
NARROW  
BEAM ANGLE

voltage


220-240V AC


  
60°

polystyren



Aluminium




  
ON  
OFF  
50000


COB

1

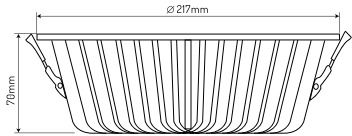
LED

  
IK 03

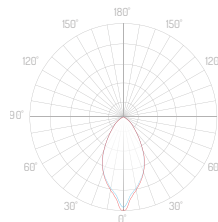
100000 h



L70B50



Luminous [cd/klm]



MORE DETAILS

SYMBOL	NAME	WATTAGE	CCT	LUMINOUS FLUX	DIMM
477422	LED line QUANTUM downlight 40W 4000lm 4000K	40W	4000K	4000	NO
477507	LED line QUANTUM downlight 40W 4000lm 4000K 1-10V	40W	4000K	4000	1-10V



LED DOWNLIGHTS  
**EASY FIX**

LED DOWNLIGHTS / EASY FIX

ENERGY

LED line®

470652

A

B

C

D

E

F

G

18

kWh/1000h

2019/2015

LED line Panel Easy Fix AURA  
SMART 18W 2800-6500K round

ADJUSTABLE  
BRACKET

YELLOW  
FREE™

flicker  
free

3-year  
warranty

Powered By  
tuya  
intelligence  
inside

DIMMABLE

60-185 mm

voltage  
220-260V AC

120°

PMMA  
LGP

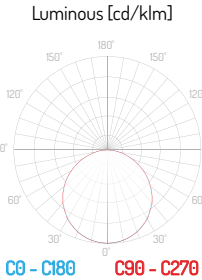
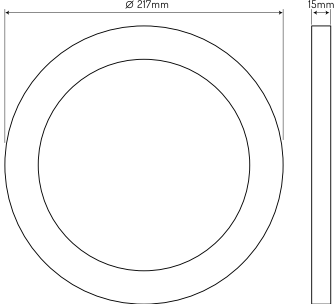
polystyren

Poliamid

SMD2835

164  
LED

30000h  
L70B50



MORE DETAILS

SYMBOL	NAME	WATTAGE	CCT	LUMINOUS FLUX	DIMM
470652	LED line Panel Easy Fix AURA SMART 18W 2800-6500K round	18W	2700-6500K	1200-1400	DIM

ENERGY

LED line®

470058

A

B

C

D

E

F

G

18

kWh/1000h

2019/2015

LED line Panel Easy Fix  
AURA 18W round

ADJUSTABLE  
BRACKET

YELLOW  
FREE™

flicker  
free

\*.IES

3-year  
warranty

DIMMABLE

TRIAC

voltage  
220-260V AC

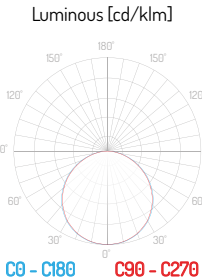
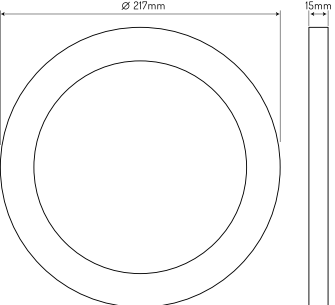
120°

polystyren

Poliamid

SMD2835

30000h  
L70B50



MORE DETAILS

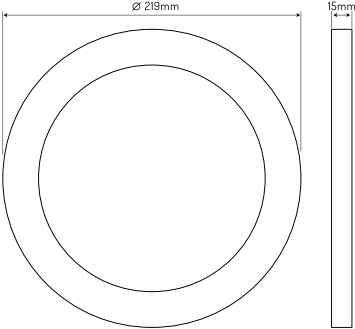
SYMBOL	NAME	WATTAGE	CCT	LUMINOUS FLUX	DIMM
470058	LED line Panel Easy Fix AURA 18W 4000K 1650lm round	18W	4000K	1650	DIM
470041	LED line Panel Easy Fix AURA 18W 2700K 1570lm round	18W	2700K	1570	DIM

LED line Frame for Easy Fix AURA 18W round

3-year  
warranty

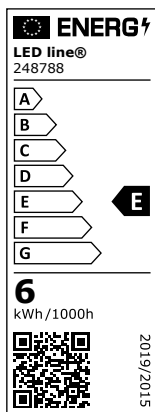
Metal

219 mm

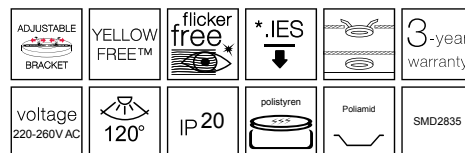
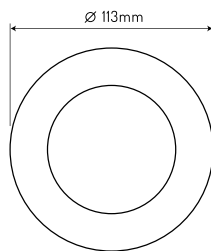


MORE DETAILS

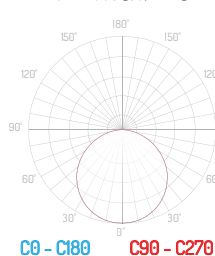
SYMBOL	NAME	COMPATIBLE PRODUCTS
470140	LED line Frame for Easy Fix AURA 18W black matte round	470652, 470058, 470041
241895	LED line Frame for Easy Fix AURA 18W chrome round	470652, 470058, 470041
470157	LED line Frame for Easy Fix AURA 18W satin round	470652, 470058, 470041



## LED line Panel Easy Fix 6W round

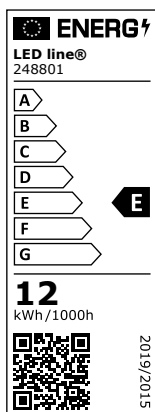


Luminous [cd/klm]

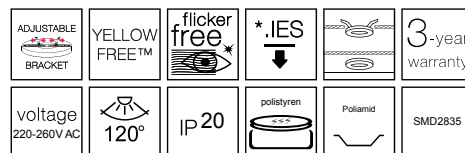
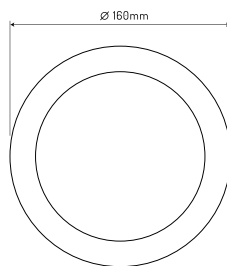


MORE DETAILS

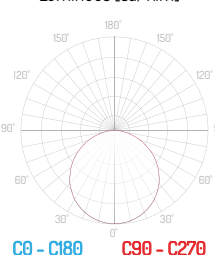
SYMBOL	NAME	WATTAGE	CCT	LUMINOUS FLUX
248788	LED line Panel Easy Fix 6W 4000K 470lm round	6W	4000K	470
248771	LED line Panel Easy Fix 6W 2700K 450lm round	6W	2700K	450



## LED line Panel Easy Fix 12W round

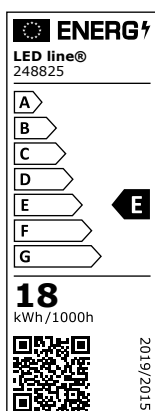


Luminous [cd/klm]

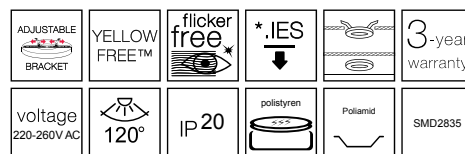
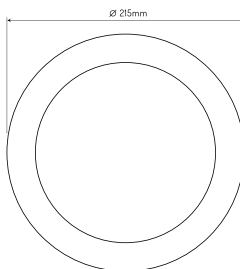


MORE DETAILS

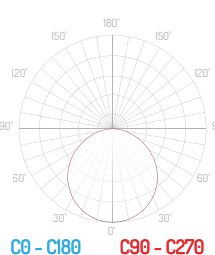
SYMBOL	NAME	WATTAGE	CCT	LUMINOUS FLUX
248801	LED line Panel Easy Fix 12W 4000K 1060lm round	12W	4000K	1060
248795	LED line Panel Easy Fix 12W 2700K 1010lm round	12W	2700K	1010



## LED line Panel Easy Fix 18W round

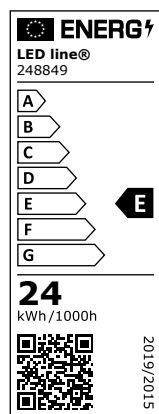


Luminous [cd/klm]

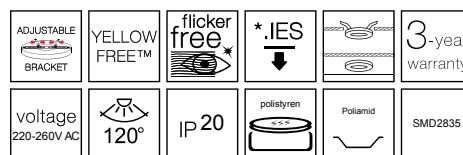
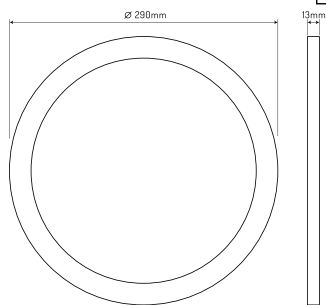


MORE DETAILS

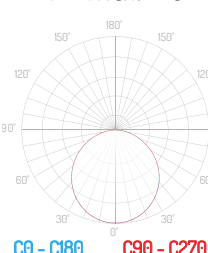
SYMBOL	NAME	WATTAGE	CCT	LUMINOUS FLUX
248825	LED line Panel Easy Fix 18W 4000K 1650lm round	18W	4000K	1650
248818	LED line Panel Easy Fix 18W 2700K 1570lm round	18W	2700K	1570



## LED line Panel Easy Fix 24W round

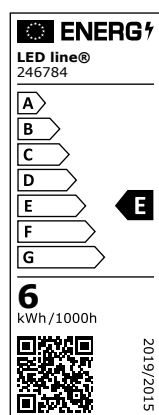


Luminous [cd/klm]

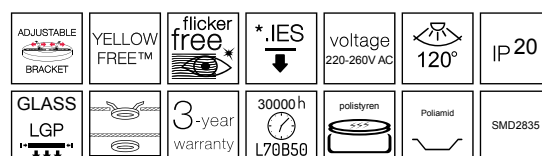
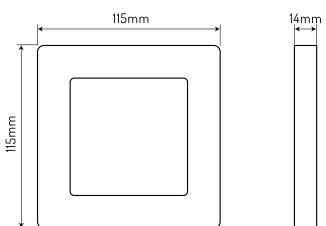


MORE DETAILS

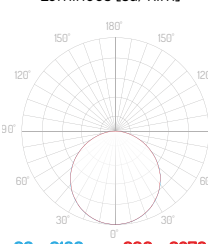
SYMBOL	NAME	WATTAGE	CCT	LUMINOUS FLUX
248849	LED line Panel Easy Fix 24W 4000K 2300lm round	24W	4000K	2300
248832	LED line Panel Easy Fix 24W 2700K 2200lm round	24W	2700K	2200



## LED line Panel Easy Fix 6W square

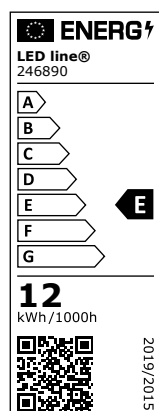


Luminous [cd/klm]

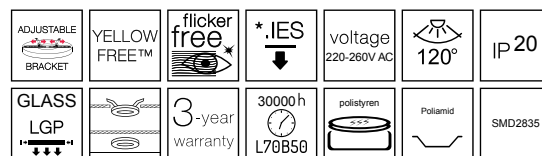
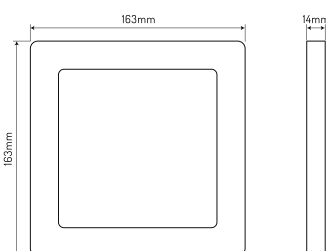


MORE DETAILS

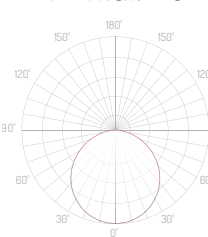
SYMBOL	NAME	WATTAGE	CCT	LUMINOUS FLUX
246784	LED line Panel Easy Fix 6W 4000K 470lm square	6W	4000K	470
246777	LED line Panel Easy Fix 6W 2700K 450lm square	6W	2700K	450



## LED line Panel Easy Fix 12W square



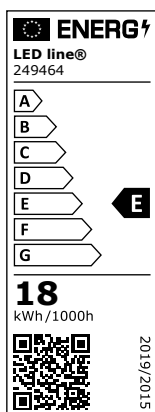
Luminous [cd/klm]



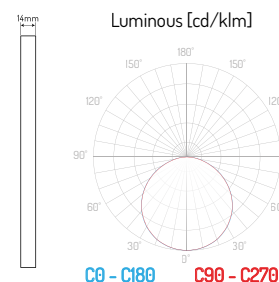
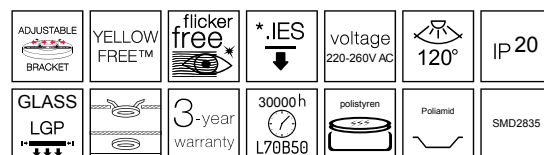
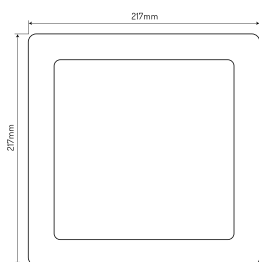
MORE DETAILS

SYMBOL	NAME	WATTAGE	CCT	LUMINOUS FLUX
246890	LED line Panel Easy Fix 12W 4000K 890lm square	12W	4000K	890
246791	LED line Panel Easy Fix 12W 2700K 850lm square	12W	2700K	850



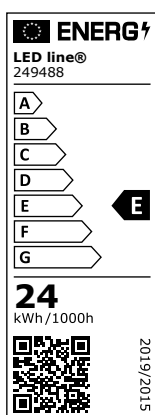


## LED line Panel Easy Fix 18W square

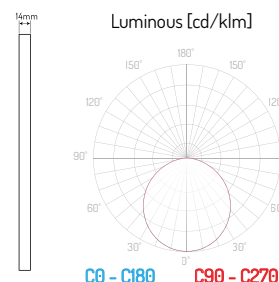
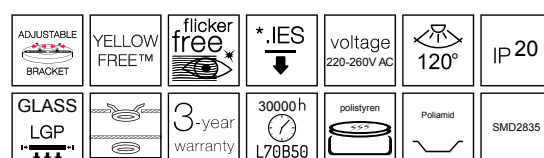
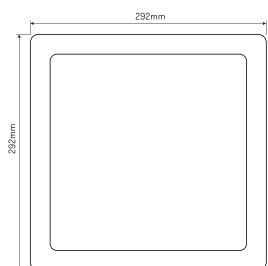


MORE DETAILS

SYMBOL	NAME	WATTAGE	CCT	LUMINOUS FLUX
249464	LED line Panel Easy Fix 18W 4000K 1450lm square	18W	4000K	1450
249457	LED line Panel Easy Fix 18W 2700K 1300lm square	18W	2700K	1300



## LED line Panel Easy Fix 24W square



MORE DETAILS

SYMBOL	NAME	WATTAGE	CCT	LUMINOUS FLUX
249488	LED line Panel Easy Fix 24W 4000K 2300lm square	24W	4000K	2300
249471	LED line Panel Easy Fix 24W 2700K 2150lm square	24W	2700K	2150

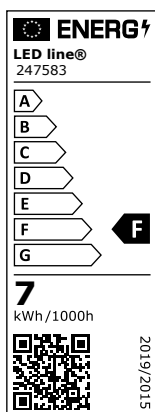
LED line

A photograph of a bedroom at night. A bed with white linens and a green blanket is visible. A black desk lamp is lit, casting a warm glow on the bed. An open book and a pair of glasses are on the bed. A string of lights is visible in the background. A large red diagonal graphic element is on the left side of the image.

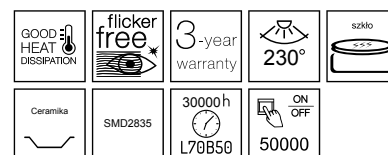
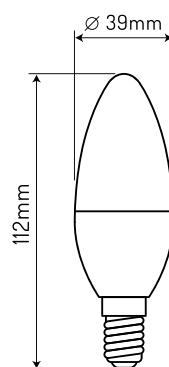
# LED BULBS



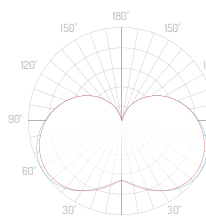
LED BULBS  
**CERAMIC**



## LED line E14 7W 630lm 170-250V C37

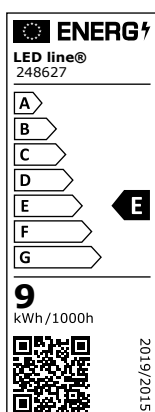


Luminous [cd/klm]

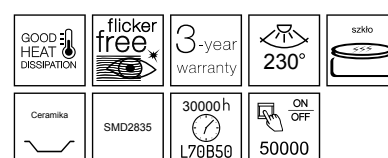
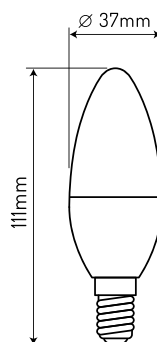


MORE DETAILS

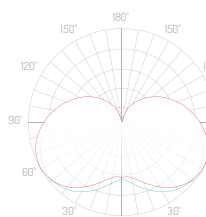
SYMBOL	NAME	WATTAGE	CCT	LUMINOUS FLUX	SHAPE	TYPE	MATERIAL
247583	LED line E14 7W 4000K 630lm 170-250V C37	7W	4000K	630	C37	E14	ceramic
247576	LED line E14 7W 2700K 630lm 170-250V C37	7W	2700K	630	C37	E14	ceramic



## LED line E14 9W 992lm 170-250V C37



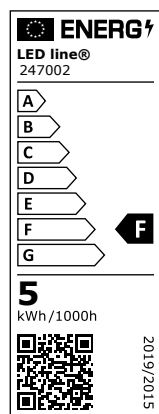
Luminous [cd/klm]



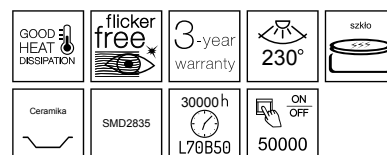
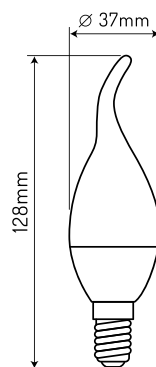
MORE DETAILS

SYMBOL	NAME	WATTAGE	CCT	LUMINOUS FLUX	SHAPE	TYPE	DIMM	MATERIAL
248627	LED line E14 9W 4000K 992lm 170-250V C37	9W	4000K	992	C37	E14	NO	ceramic
470249	LED line E14 9W 4000K 992lm 170-250V C37 DIM	9W	4000K	992	C37	E14	TRIAC	ceramic
248610	LED line E14 9W 2700K 992lm 170-250V C37	9W	2700K	992	C37	E14	NO	ceramic
470232	LED line E14 9W 2700K 992lm 170-250V C37 DIM	9W	2700K	992	C37	E14	TRIAC	ceramic

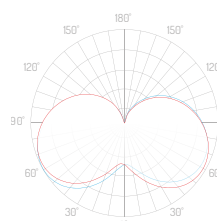




## LED line E14 5W 425lm 170-250V F37

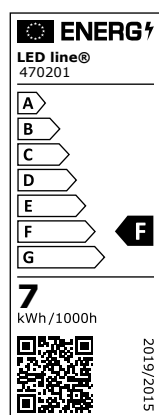


Luminous [cd/klm]

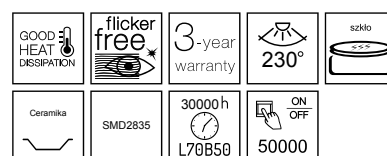
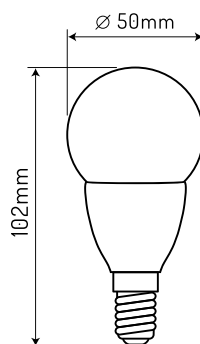


MORE DETAILS

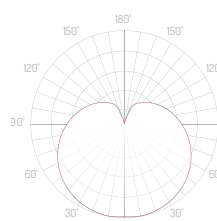
SYMBOL	NAME	WATTAGE	CCT	LUMINOUS FLUX	SHAPE	TYPE	MATERIAL
247002	LED line E14 5W 4000K 425lm 170-250V F37	5W	4000K	425	F37	E14	ceramic
242618	LED line E14 5W 2700K 425lm 170-250V F37	5W	2700K	425	F37	E14	ceramic



## LED line E14 7W 630lm 170-250V G50

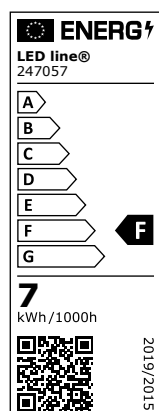


Luminous [cd/klm]

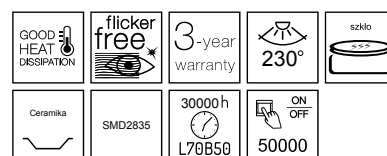
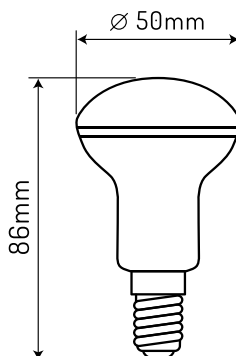


MORE DETAILS

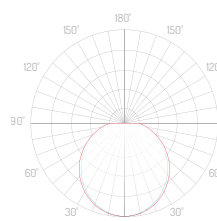
SYMBOL	NAME	WATTAGE	CCT	LUMINOUS FLUX	SHAPE	TYPE	MATERIAL
470201	LED line E14 7W 4000K 630lm 170-250V G50	7W	4000K	630	G50	E14	ceramic
470195	LED line E14 7W 2700K 630lm 170-250V G50	7W	2700K	630	G50	E14	ceramic



## LED line E14 7W 630lm 170-250V R50

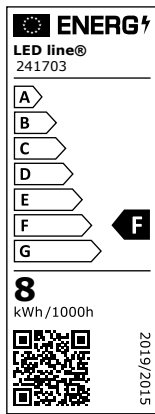


Luminous [cd/klm]

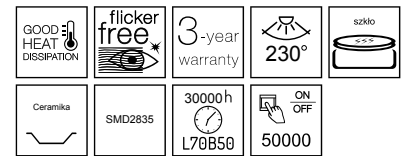
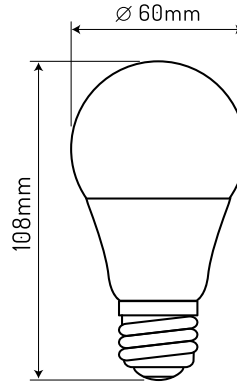


MORE DETAILS

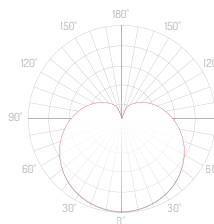
SYMBOL	NAME	WATTAGE	CCT	LUMINOUS FLUX	SHAPE	TYPE	MATERIAL
247057	LED line E14 7W 4000K 630lm 170-250V R50	7W	4000K	630	R50	E14	ceramic
243295	LED line E14 7W 2700K 630lm 170-250V R50	7W	2700K	630	R50	E14	ceramic



## LED line E27 8W 800lm 170-250V A60

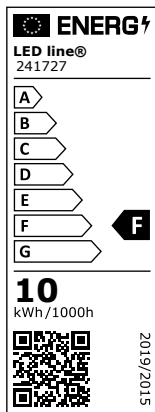


Luminous [cd/klm]

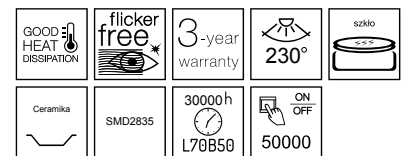
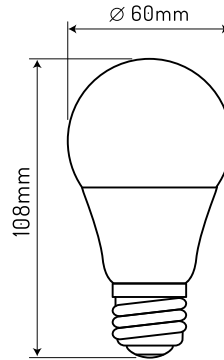


MORE DETAILS

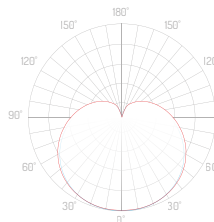
SYMBOL	NAME	WATTAGE	CCT	LUMINOUS FLUX	SHAPE	TYPE	MATERIAL
241703	LED line E27 8W 4000K 800lm 170-250V A60	8W	4000K	800	A60	E27	ceramic
241697	LED line E27 8W 2700K 800lm 170-250V A60	8W	2700K	800	A60	E27	ceramic



## LED line E27 10W 1000lm 170-250V A60

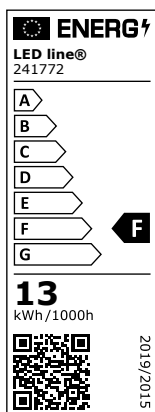


Luminous [cd/klm]

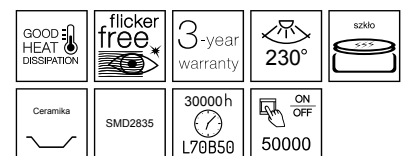
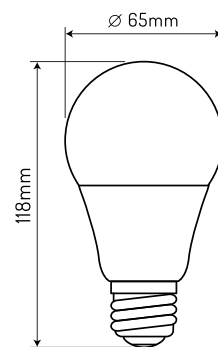


MORE DETAILS

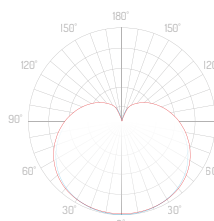
SYMBOL	NAME	WATTAGE	CCT	LUMINOUS FLUX	SHAPE	TYPE	MATERIAL
241727	LED line E27 10W 4000K 1000lm 170-250V A60	10W	4000K	1000	A60	E27	ceramic
241710	LED line E27 10W 2700K 1000lm 170-250V A60	10W	2700K	1000	A60	E27	ceramic



## LED line E27 13W 1300lm 170-250V A65

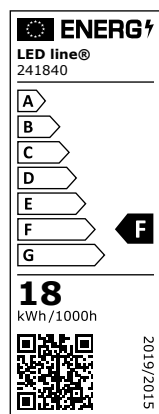


Luminous [cd/klm]

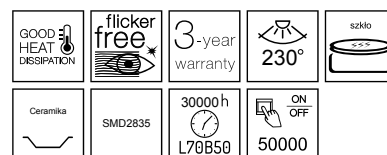
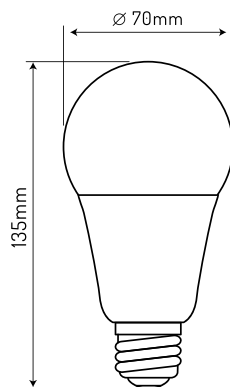


MORE DETAILS

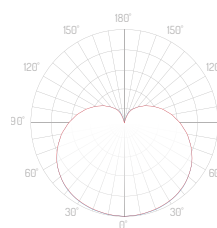
SYMBOL	NAME	WATTAGE	CCT	LUMINOUS FLUX	SHAPE	TYPE	DIMM	MATERIAL
241772	LED line E27 13W 4000K 1300lm 170-250V A65	13W	4000K	1300	A65	E27	NO	ceramic
470263	LED line E27 13W 4000K 1300lm 170-250V A65 DIM	13W	4000K	1300	A65	E27	TRIAC	ceramic
241734	LED line E27 13W 2700K 1300lm 170-250V A65	13W	2700K	1300	A65	E27	NO	ceramic
470256	LED line E27 13W 2700K 1300lm 170-250V A65 DIM	13W	2700K	1300	A65	E27	TRIAC	ceramic



## LED line E27 18W 1850lm 170-250V A70

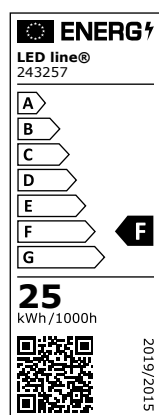


Luminous [cd/klm]

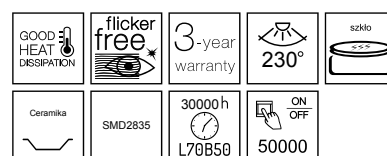
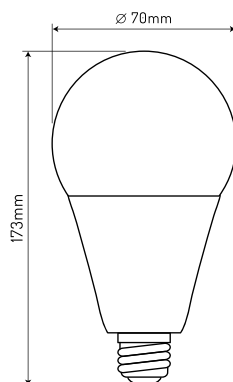


MORE DETAILS

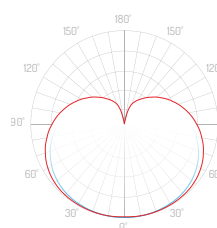
SYMBOL	NAME	WATTAGE	CCT	LUMINOUS FLUX	SHAPE	TYPE	MATERIAL
241840	LED line E27 18W 4000K 1850lm 170-250V A70	18W	4000K	1850	A70	E27	ceramic
241833	LED line E27 18W 2700K 1850lm 170-250V A70	18W	2700K	1850	A70	E27	ceramic



## LED line E27 25W 2600lm 170-250V A95

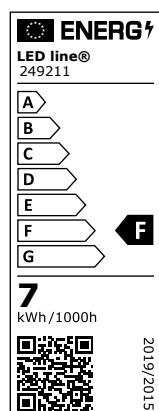


Luminous [cd/klm]

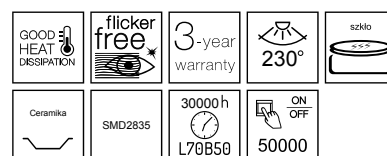
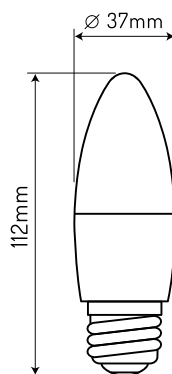


MORE DETAILS

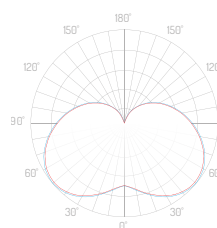
SYMBOL	NAME	WATTAGE	CCT	LUMINOUS FLUX	SHAPE	TYPE	MATERIAL
243257	LED line E27 25W 4000K 2600lm 170-250V A95	25W	4000K	2600	A70	E27	ceramic
242403	LED line E27 25W 2700K 2600lm 170-250V A95	25W	2700K	2600	A70	E27	ceramic



## LED line E27 7W 630lm 170-250V C37

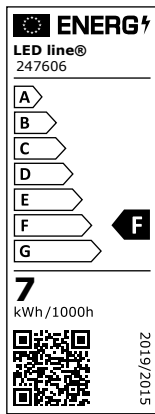


Luminous [cd/klm]

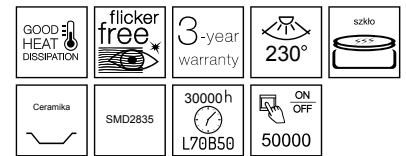
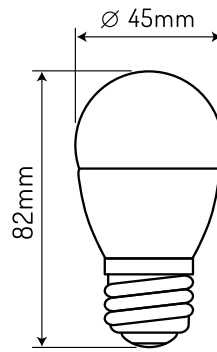


MORE DETAILS

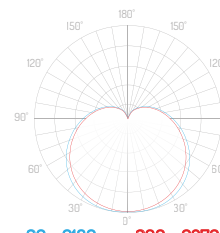
SYMBOL	NAME	WATTAGE	CCT	LUMINOUS FLUX	SHAPE	TYPE	MATERIAL
249211	LED line E27 7W 4000K 630lm 170-250V C37	7W	4000K	630	C37	E27	ceramic
249204	LED line E27 7W 2700K 630lm 170-250V C37	7W	2700K	630	C37	E27	ceramic



## LED line E27 7W 630lm 170-250V G45

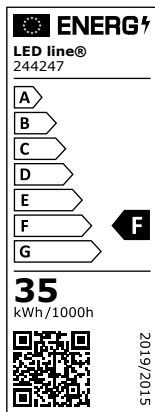


Luminous [cd/klm]

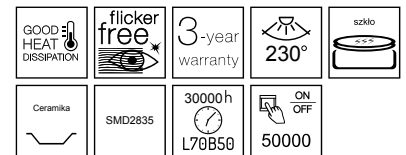
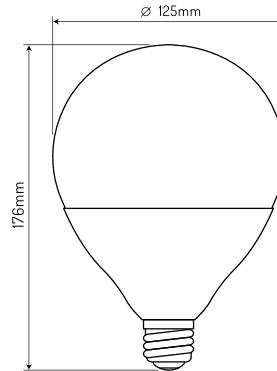


MORE DETAILS

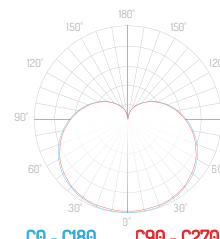
SYMBOL	NAME	WATTAGE	CCT	LUMINOUS FLUX	SHAPE	TYPE	MATERIAL
247606	LED line E27 7W 4000K 630lm 170-250V G45	7W	4000K	630	G45	E27	ceramic
247590	LED line E27 7W 2700K 630lm 170-250V G45	7W	2700K	630	G45	E27	ceramic



## LED line E27 35W 3750lm 170-250V G125

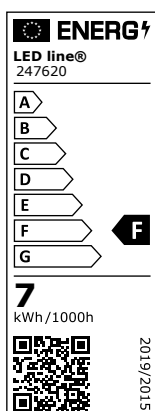


Luminous [cd/klm]

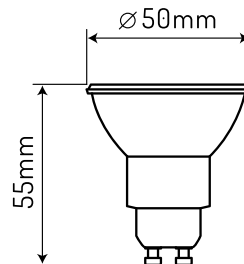


MORE DETAILS

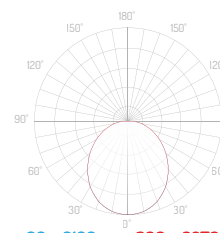
SYMBOL	NAME	WATTAGE	CCT	LUMINOUS FLUX	SHAPE	TYPE	MATERIAL
244247	LED line E27 35W 4000K 3750lm 170-250V G125	35W	4000K	3750	G125	E27	ceramic
243264	LED line E27 35W 2700K 3750lm 170-250V G125	35W	2700K	3750	G125	E27	ceramic



## LED line GU10 7W 630lm 170-250V

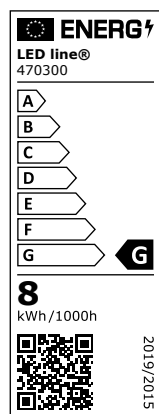


Luminous [cd/klm]

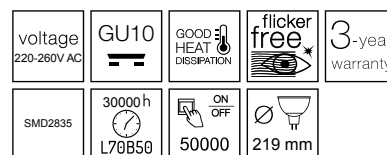
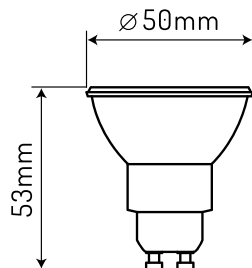


MORE DETAILS

SYMBOL	NAME	WATTAGE	CCT	LUMINOUS FLUX	BEAM ANGLE	TYPE	MATERIAL
247620	LED line GU10 7W 4000K 630lm 170-250V	7W	4000K	630	120°	GU10	ceramic
247613	LED line GU10 7W 2700K 630lm 170-250V	7W	2700K	630	120°	GU10	ceramic
240737	LED line GU10 7W 6500K 630lm 170-250V	7W	6500K	630	120°	GU10	ceramic

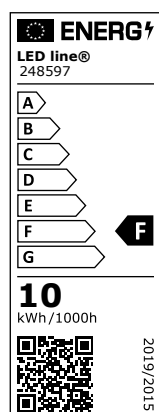


## LED line GU10 8W 170-250V COB

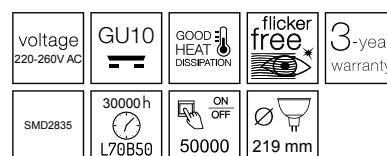
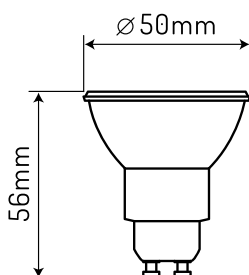


MORE DETAILS

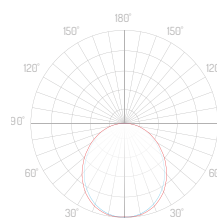
SYMBOL	NAME	WATTAGE	CCT	LUMINOUS FLUX	BEAM ANGLE	TYPE	MATERIAL
470300	LED line GU10 8W 4000K 640lm 170-250V COB 24°	8W	4000K	640	24°	GU10	ceramic
470287	LED line GU10 8W 4000K 500lm 170-250V COB 12°	8W	2700K	500	12°	GU10	ceramic
470294	LED line GU10 8W 2700K 640lm 170-250V COB 24°	8W	4000K	640	24°	GU10	ceramic
470270	LED line GU10 8W 2700K 500lm 170-250V COB 12°	8W	2700K	500	12°	GU10	ceramic



## LED line GU10 10W 1000lm 170-250V



Luminous [cd/klm]

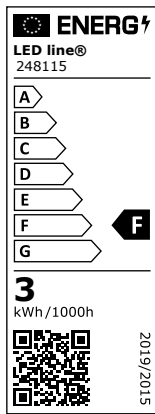


C0 - C180 C90 - C270

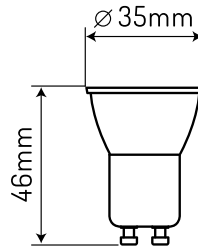


MORE DETAILS

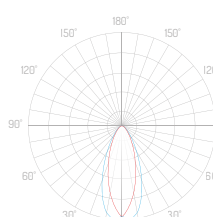
SYMBOL	NAME	WATTAGE	CCT	LUMINOUS FLUX	BEAM ANGLE	TYPE	DIMM	MATERIAL
248597	LED line GU10 10W 4000K 1000lm 170-250V	10W	4000K	1000	120°	GU10	NO	ceramic
470225	LED line GU10 10W 4000K 1000lm 170-250V DIM	10W	4000K	1000	120°	GU10	TRIAC	ceramic
248580	LED line GU10 10W 2700K 1000lm 170-250V	10W	2700K	1000	120°	GU10	NO	ceramic
470218	LED line GU10 10W 2700K 1000lm 170-250V DIM	10W	2700K	1000	120°	GU10	TRIAC	ceramic
248603	LED line GU10 10W 6500K 1000lm 170-250V	10W	6500K	1000	120°	GU10	NO	ceramic



## LED line GU11 3W 255lm 170-250V 38°

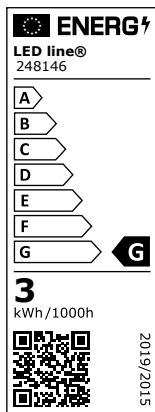


Luminous [cd/klm]

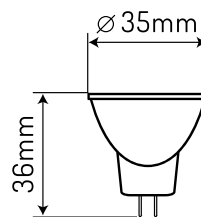


MORE DETAILS

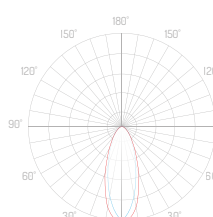
SYMBOL	NAME	WATTAGE	CCT	LUMINOUS FLUX	BEAM ANGLE	TYPE	MATERIAL
248115	LED line GU11 3W 4000K 255lm 170-250V 38°	3W	4000K	255	38°	GU11	ceramic
248108	LED line GU11 3W 2700K 255lm 170-250V 38°	3W	2700K	255	38°	GU11	ceramic
248122	LED line GU11 3W 6000K 255lm 170-250V 38°	3W	6500K	255	38°	GU11	ceramic



## LED line MR11 3W 255lm 10-14V AC/DC 38°

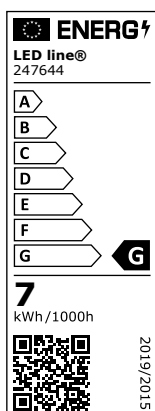


Luminous [cd/klm]

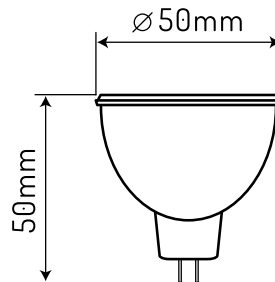


MORE DETAILS

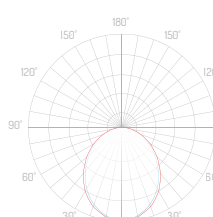
SYMBOL	NAME	WATTAGE	CCT	LUMINOUS FLUX	BEAM ANGLE	TYPE	MATERIAL
248146	LED line MR11 3W 4000K 255lm 10-14V AC/DC 38°	3W	4000K	255	38°	MR11	ceramic
248139	LED line MR11 3W 2700K 255lm 10-14V AC/DC 38°	3W	2700K	255	38°	MR11	ceramic
248153	LED line MR11 3W 6000K 255lm 10-14V AC/DC 38°	3W	6500K	255	38°	MR11	ceramic



## LED line MR16 7W 595lm 10-18V AC/DC



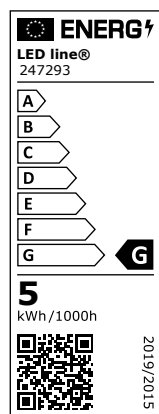
Luminous [cd/klm]



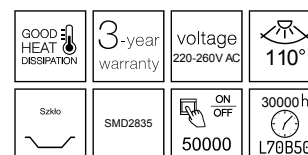
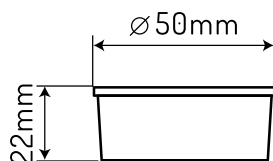
MORE DETAILS

SYMBOL	NAME	WATTAGE	CCT	LUMINOUS FLUX	BEAM ANGLE	TYPE	MATERIAL
247644	LED line MR16 7W 4000K 595lm 10-18V AC/DC	7W	4000K	595	120°	MR16	ceramic
247637	LED line MR16 7W 2700K 595lm 10-18V AC/DC	7W	2700K	595	120°	MR16	ceramic

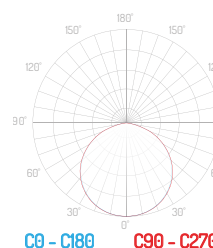




## LED line SMD 5W 400lm 220-260V 50mm

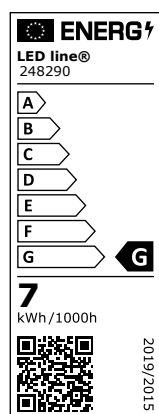


Luminous [cd/klm]

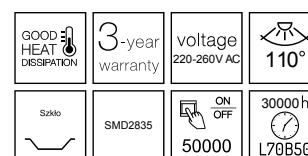
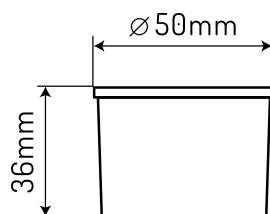


MORE DETAILS

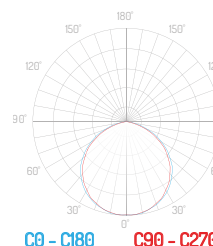
SYMBOL	NAME	WATTAGE	CCT	LUMINOUS FLUX	BEAM ANGLE	DIMM	MATERIAL
247293	LED line SMD 5W 4000K 400lm 220-260V 50mm	5W	4000K	400	110°	NO	ceramic
470737	LED line SMD 5W 4000K 400lm 220-260V 50mm DIM	5W	4000K	400	110°	TRIAC	ceramic
247286	LED line SMD 5W 2700K 400lm 220-260V 50mm	5W	2700K	400	110°	NO	ceramic
470720	LED line SMD 5W 2700K 400lm 220-260V 50mm DIM	5W	2700K	400	110°	TRIAC	ceramic
470560	LED line SMD 5W 6500K 400lm 220-260V 50mm	5W	6500K	400	110°	NO	ceramic
470744	LED line SMD 5W 6500K 400lm 220-260V 50mm DIM	5W	6500K	400	110°	TRIAC	ceramic



## LED line SMD 7W 550lm 220-260V 50mm SD

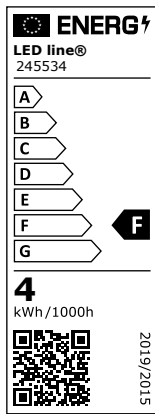


Luminous [cd/klm]

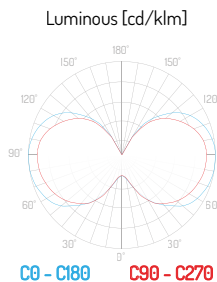
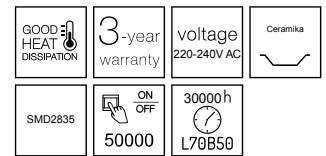
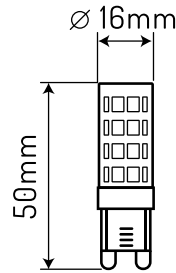


MORE DETAILS

SYMBOL	NAME	WATTAGE	CCT	LUMINOUS FLUX	BEAM ANGLE	DIMM	MATERIAL
248290	LED line SMD 7W 4000K 550lm 220-260V 50mm SD	7W	4000K	550	110°	3-STEP	ceramic
248283	LED line SMD 7W 2700K 550lm 220-260V 50mm SD	7W	2700K	550	110°	3-STEP	ceramic

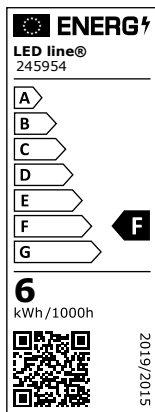


## LED line G9 4W 350lm 220-240V

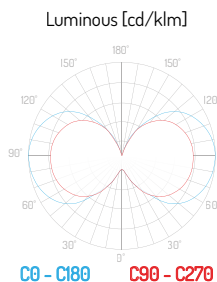
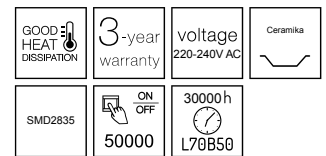
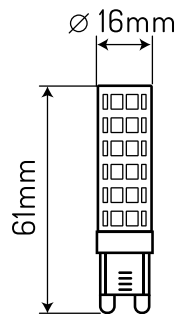


MORE DETAILS

SYMBOL	NAME	WATTAGE	CCT	LUMINOUS FLUX	BEAM ANGLE	TYPE	MATERIAL
245534	LED line G9 4W 4000K 350lm 220-240V	4W	4000K	350	120°	G9	ceramic
245480	LED line G9 4W 2700K 350lm 220-240V	4W	2700K	350	120°	G9	ceramic
245541	LED line G9 4W 6000K 350lm 220-240V	4W	6000K	350	120°	G9	ceramic

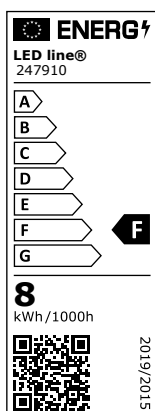


## LED line G9 6W 550lm 220-240V

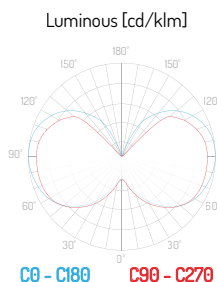
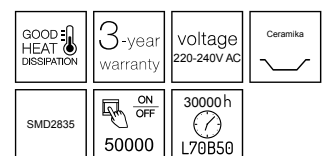
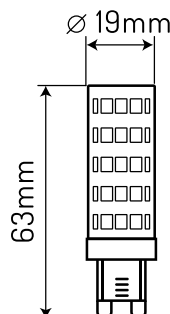


MORE DETAILS

SYMBOL	NAME	WATTAGE	CCT	LUMINOUS FLUX	BEAM ANGLE	TYPE	MATERIAL
245954	LED line G9 6W 4000K 550lm 220-240V	6W	4000K	550	120°	G9	ceramic
245947	LED line G9 6W 2700K 550lm 220-240V	6W	2700K	550	120°	G9	ceramic
245961	LED line G9 6W 6000K 550lm 220-240V	6W	6000K	550	120°	G9	ceramic

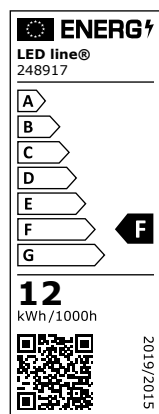


## LED line G9 8W 750lm 220-240V

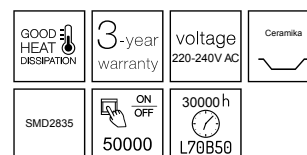
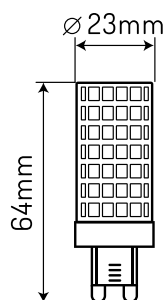


MORE DETAILS

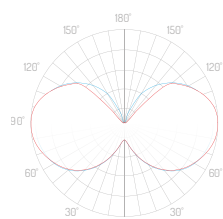
SYMBOL	NAME	WATTAGE	CCT	LUMINOUS FLUX	BEAM ANGLE	TYPE	MATERIAL
247910	LED line G9 8W 4000K 750lm 220-240V	8W	4000K	750	120°	G9	ceramic
247903	LED line G9 8W 2700K 750lm 220-240V	8W	2700K	750	120°	G9	ceramic
247927	LED line G9 8W 6000K 750lm 220-240V	8W	6000K	750	120°	G9	ceramic



## LED line G9 12W 1160lm 220-240V



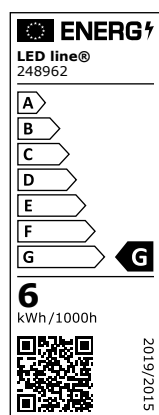
Luminous [cd/klm]



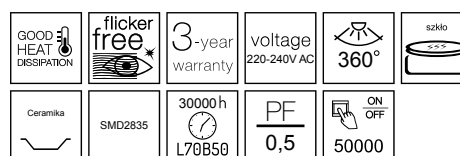
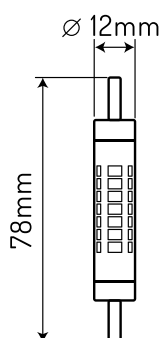
MORE DETAILS

C0 - C180 C90 - C270

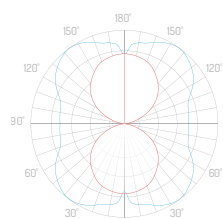
SYMBOL	NAME	WATTAGE	CCT	LUMINOUS FLUX	BEAM ANGLE	TYPE	MATERIAL
248917	LED line G9 12W 4000K 1160lm 220-240V	12W	4000K	1160	120°	G9	ceramic
248900	LED line G9 12W 2700K 1160lm 220-240V	12W	2700K	1160	120°	G9	ceramic
248924	LED line G9 12W 6000K 1160lm 220-240V	12W	6000K	1160	120°	G9	ceramic



## LED line R7s 6W 500lm 220-240V 78mm mini



Luminous [cd/klm]



MORE DETAILS

C0 - C180 C90 - C270

SYMBOL	NAME	WATTAGE	CCT	LUMINOUS FLUX	BEAM ANGLE	TYPE	MATERIAL
248962	LED line R7s 6W 4000K 500lm 220-240V 78mm mini	6W	4000K	500	360°	R7s	ceramic
248955	LED line R7s 6W 2700K 500lm 220-240V 78mm mini	6W	2700K	500	360°	R7s	ceramic



## LED BULBS GLASS

ENERGY

LED line®

248337

A

B

C

D

E

F

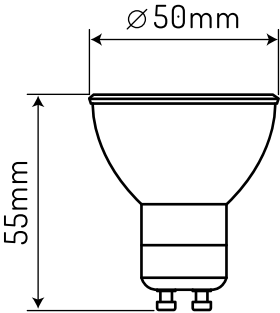
G

1

kWh/1000h

2019/2015

LED line GU10 1W 80lm 220-260V



3-year warranty

SAFE

voltage 220-260V AC

120°

szkło

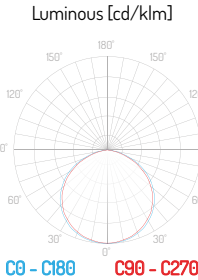
SMD2835

30000 h L70B50

ON OFF 50000

50 mm

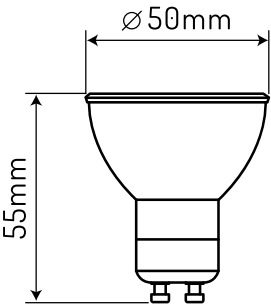
GU10



MORE DETAILS

SYMBOL	NAME	WATTAGE	CCT	LUMINOUS FLUX	BEAM ANGLE	TYPE	MATERIAL
248337	LED line GU10 1W 4000K 80lm 220-260V	1W	4000K	80	120°	GU10	glass
242250	LED line GU10 1W 2700K 80lm 220-260V	1W	2700K	80	120°	GU10	glass
242267	LED line GU10 1W 6500K 80lm 220-260V	1W	6500K	80	120°	GU10	glass

LED line GU10 1W 20lm 220-260V



7 colours

SAFE

3-year warranty

voltage 220-260V AC

120°

szkło

Szkło

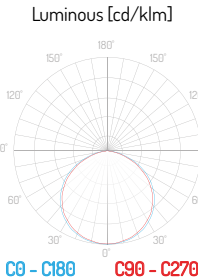
SMD2835

30000 h L70B50

ON OFF 50000

50 mm

GU10



MORE DETAILS

SYMBOL	NAME	WATTAGE	WAVELENGTH	COLOUR	BEAM ANGLE	TYPE	MATERIAL
242274	LED line GU10 1W 20lm 220-260V red	1W	620	RED	120°	GU10	glass
242298	LED line GU10 1W 20lm 220-260V green	1W	520	GREEN	120°	GU10	glass
242281	LED line GU10 1W 20lm 220-260V blue	1W	465	BLUE	120°	GU10	glass
242304	LED line GU10 1W 20lm 220-260V yellow	1W	590	YELLOW	120°	GU10	glass

ENERGY

LED line®

241918

A

B

C

D

E

F

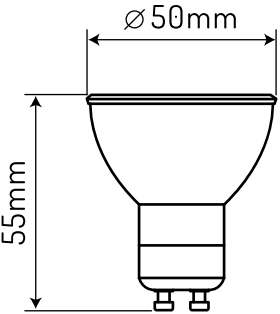
G

3

kWh/1000h

2019/2015

LED line GU10 3W 273lm 220-260V 120°



GU10

voltage 220-260V AC

\*IES

SAFE

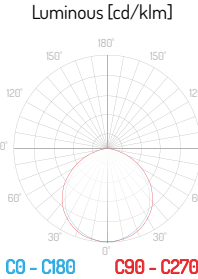
3-year warranty

SMD2835

30000 h L70B50

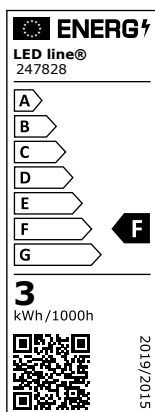
ON OFF 50000

50 mm

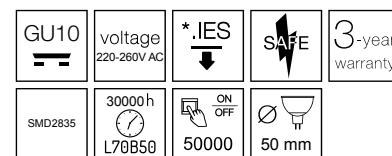
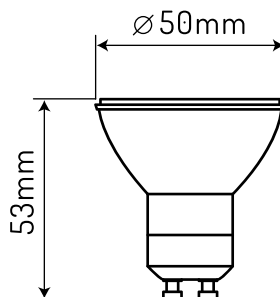


MORE DETAILS

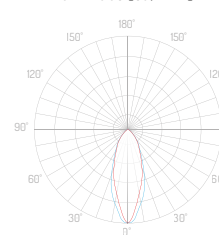
SYMBOL	NAME	WATTAGE	CCT	LUMINOUS FLUX	BEAM ANGLE	TYPE	MATERIAL
241918	LED line GU10 3W 4000K 273lm 220-260V 120°	3W	4000K	273	120°	GU10	glass
241901	LED line GU10 3W 2700K 273lm 220-260V 120°	3W	2700K	273	120°	GU10	glass
241925	LED line GU10 3W 6500K 273lm 220-260V 120°	3W	6500K	273	120°	GU10	glass



## LED line GU10 3W 273lm 220-260V 36°

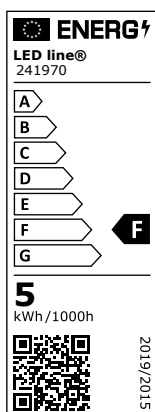


Luminous [cd/klm]

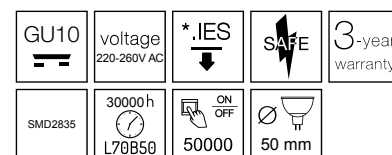
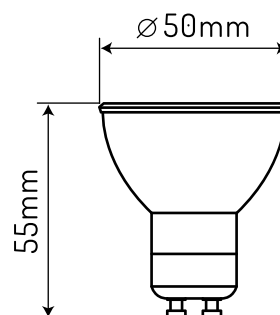


MORE DETAILS

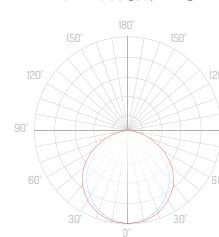
SYMBOL	NAME	WATTAGE	CCT	LUMINOUS FLUX	BEAM ANGLE	TYPE	MATERIAL
247828	LED line GU10 3W 4000K 273lm 220-260V 36°	3W	4000K	273	36°	GU10	glass
247835	LED line GU10 3W 2700K 273lm 220-260V 36°	3W	2700K	273	36°	GU10	glass
247811	LED line GU10 3W 6500K 273lm 220-260V 36°	3W	6500K	273	36°	GU10	glass



## LED line GU10 5W 450lm 220-260V 120°

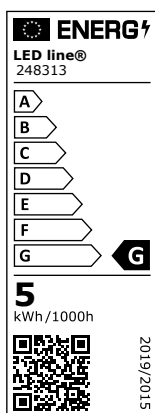


Luminous [cd/klm]

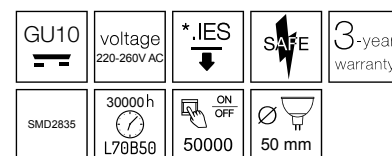
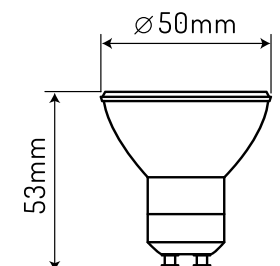


MORE DETAILS

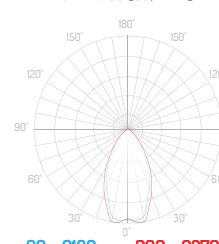
SYMBOL	NAME	WATTAGE	CCT	LUMINOUS FLUX	BEAM ANGLE	TYPE	MATERIAL
241970	LED line GU10 5W 4000K 450lm 220-260V 120°	5W	4000K	450	120°	GU10	glass
241963	LED line GU10 5W 2700K 450lm 220-260V 120°	5W	2700K	450	120°	GU10	glass
241987	LED line GU10 5W 6500K 450lm 220-260V 120°	5W	6500K	450	120°	GU10	glass



## LED line GU10 5W 410lm 220-260V 50°



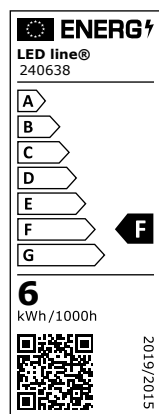
Luminous [cd/klm]



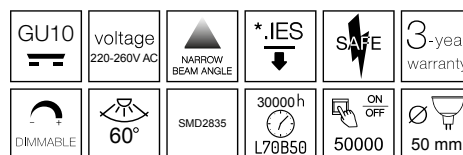
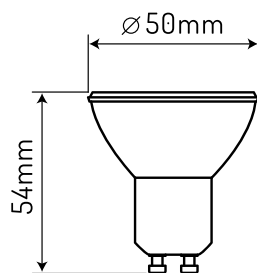
MORE DETAILS

SYMBOL	NAME	WATTAGE	CCT	LUMINOUS FLUX	BEAM ANGLE	TYPE	MATERIAL
248313	LED line GU10 5W 4000K 410lm 220-260V 50°	5W	4000K	410	50°	GU10	glass
248306	LED line GU10 5W 2700K 410lm 220-260V 50°	5W	2700K	410	50°	GU10	glass
248320	LED line GU10 5W 6500K 410lm 220-260V 50°	5W	6500K	410	50°	GU10	glass

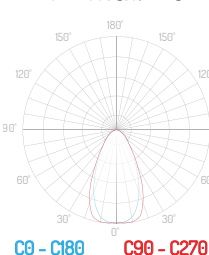




### LED line GU10 5,5W 550lm 220-240V DIM

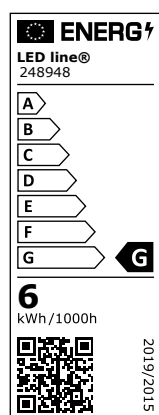


Luminous [cd/klm]

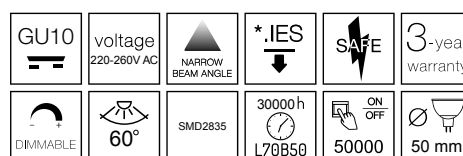
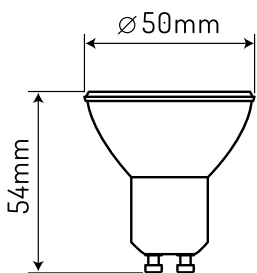


MORE DETAILS

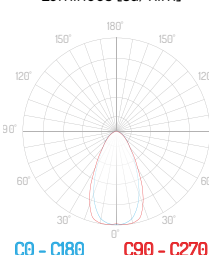
SYMBOL	NAME	WATTAGE	CCT	LUMINOUS FLUX	BEAM ANGLE	TYPE	DIMM	MATERIAL
240638	LED line GU10 5,5W 4000K 550lm 220-240V DIM	5,5W	4000K	550	60°	GU10	TRIAC	glass
240621	LED line GU10 5,5W 2700K 500lm 220-240V DIM	5,5W	2700K	550	60°	GU10	TRIAC	glass



### LED line GU10 5,5W 2200-3000K 345lm 220-240V

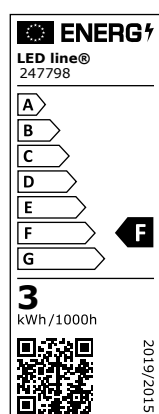


Luminous [cd/klm]

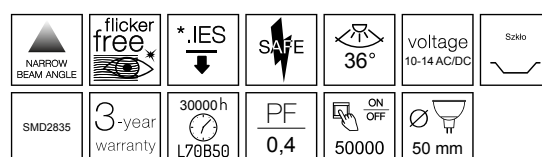
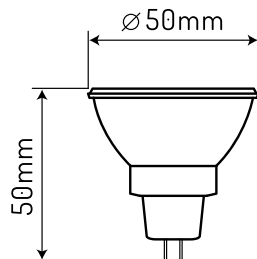


MORE DETAILS

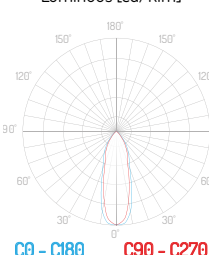
SYMBOL	NAME	WATTAGE	CCT	LUMINOUS FLUX	BEAM ANGLE	TYPE	DIMM	MATERIAL
248948	LED line GU10 5,5W 2200-3000K 345lm 220-240V	5,5W	2200-3000K	345	60°	GU10	TRIAC	glass



### LED line MR16 3W 273lm 10-14V AC/DC 36°



Luminous [cd/klm]



MORE DETAILS

SYMBOL	NAME	WATTAGE	CCT	LUMINOUS FLUX	BEAM ANGLE	TYPE	MATERIAL
247798	LED line MR16 3W 4000K 273lm 10-14V AC/DC 36°	3W	4000K	273	36°	MR16	glass
247804	LED line MR16 3W 2700K 273lm 10-14V AC/DC 36°	3W	2700K	273	36°	MR16	glass
247781	LED line MR16 3W 6500K 273lm 10-14V AC/DC 36°	3W	6500K	273	36°	MR16	glass



LED BULBS  
**VARIOUS**

ENERGY

LED line®

248979

A

B

C

D

E

F

G

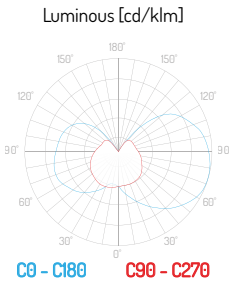
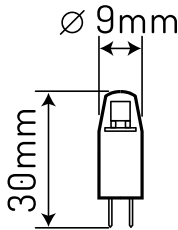
2

kWh/1000h

2019/2015

LED line G4 COB 1,5W 120lm 12V AC/DC

3-year warranty



SYMBOL	NAME	WATTAGE	CCT	LUMINOUS FLUX	BEAM ANGLE	TYPE	MATERIAL
248979	LED line G4 COB 1,5W 2700K 120lm 12V AC/DC	1,5W	2700K	120	360°	G4	silicon
248986	LED line G4 COB 1,5W 6000K 120lm 12V AC/DC	1,5W	6000K	120	360°	G4	silicon

ENERGY

LED line®

470331

A

B

C

D

E

F

G

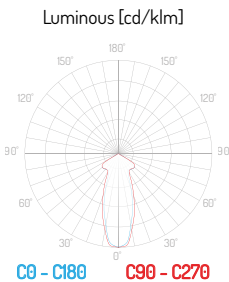
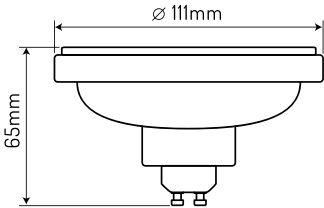
12

kWh/1000h

2019/2015

LED line ES111 12W 1080lm 230V AC 45°

3-year warranty



SYMBOL	NAME	WATTAGE	CCT	LUMINOUS FLUX	BEAM ANGLE	TYPE	MATERIAL
470331	LED line ES111 12W 4000K 1080lm 230V AC 45°	12W	4000K	1080	45°	GU10	PC
470324	LED line ES111 12W 2700K 1080lm 230V AC 45°	12W	2700K	1080	45°	GU10	PC



## LED BULBS **ACCESSORIES**

LED line Bulb adapter E14

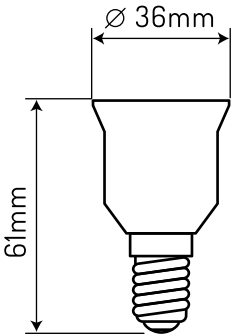


voltage

220-240V AC

Maksymalna  
moc żarówki

20 W



MORE DETAILS

SYMBOL	NAME	TYPE	SHAPE
242052	LED line Bulb adapter E14->E27	E14	E27
242069	LED line Bulb adapter E14->GU10	E14	GU10
246173	LED line Bulb adapter E14->MR16	E14	MR16
246166	LED line Bulb adapter E14->G9	E14	G9

LED line Bulb adapter E27

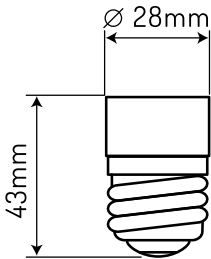


voltage

220-240V AC

Maksymalna  
moc żarówki


20 W



MORE DETAILS

SYMBOL	NAME	TYPE	SHAPE
242076	LED line Bulb adapter E27->E14	E27	E14
242090	LED line Bulb adapter E27->GU10	E27	GU10
246210	LED line Bulb adapter E27->MR16	E27	MR16
246241	LED line Bulb adapter E27->E40	E27	E40
246227	LED line Bulb adapter E27->G9	E27	G9
246265	LED line Bulb adapter E27->B22	E27	B22
242083	LED line Bulb adapter E27->2xE27	E27	2xE27

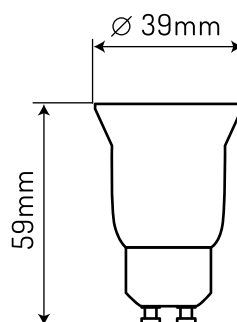
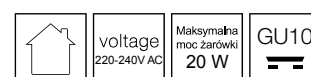
## LED line Extension of bulb mounting E27



MORE DETAILS

SYMBOL	NAME	TYPE	SHAPE	EXTENSION LENGHT
242021	LED line Bulb adapter E27->E14	E27	E27	20cm
242038	LED line Bulb adapter E27->GU10	E28	E14	20cm
242045	LED line Bulb adapter E27->MR16	E29	GU10	20cm

## LED line Bulb adapter GU10



MORE DETAILS

SYMBOL	NAME	TYPE	SHAPE
242113	LED line Bulb adapter GU10->E27	GU10	E27
242106	LED line Bulb adapter GU10->E14	GU10	E14
246180	LED line Bulb adapter GU10->MR16	GU10	MR16
246234	LED line Bulb adapter GU10->G9	GU10	G9



LED line Bulb adapter MR16

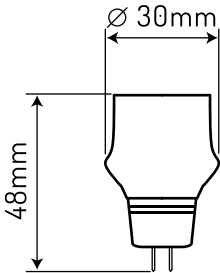


voltage

220-240V AC

Maksymalna  
moc żarówki

20 W



MORE DETAILS

SYMBOL	NAME	TYPE	SHAPE
246197	LED line Bulb adapter MR16->GU10	MR16	GU10

LED line Bulb adapter E40

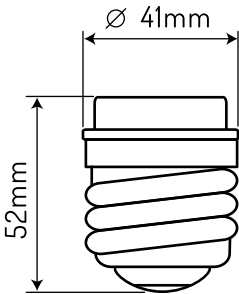


voltage

220-240V AC

Maksymalna  
moc żarówki

20 W



MORE DETAILS

SYMBOL	NAME	TYPE	SHAPE
246289	LED line Bulb adapter E40->E27	E40	E27

LED line Bulb adapter B22

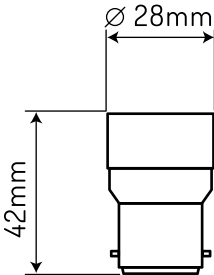


voltage

220-240V AC

Maksymalna  
moc żarówki

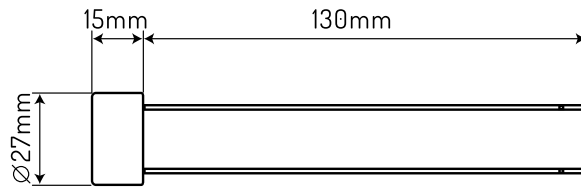

20 W



MORE DETAILS

SYMBOL	NAME	TYPE	SHAPE
246302	LED line Bulb adapter B22->E14	B22	E14
246258	LED line Bulb adapter B22->E27	B22	E27
246272	LED line Bulb adapter B22->GU10	B22	GU10
246319	LED line Bulb adapter B22->E40	B22	E40

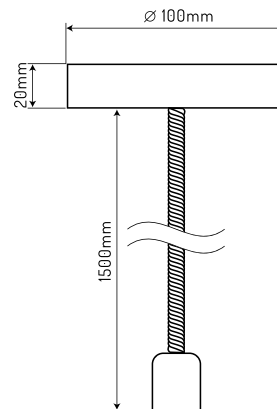
## LED line Ceramic lamp holder with wire



MORE DETAILS

SYMBOL	NAME	TYPE	EXTENSION LENGHT
246449	LED line Ceramic GU10 lamp holder with 14cm wire	GU10	14 cm
246685	LED line Ceramic GU5,3 lamp holder with 16cm wire	GU5.3	16 cm

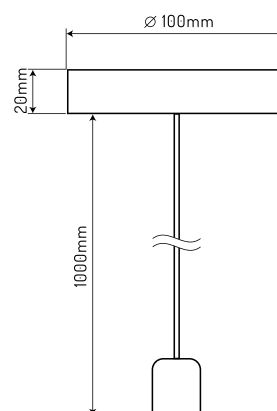
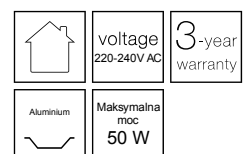
## LED line Jute pendant lamp holder E27



MORE DETAILS

SYMBOL	NAME	TYPE	NUMBER OF FIXTURES	EXTENSION LENGHT	MATERIAL
249877	LED line Jute pendant lamp holder 1.5 meters 1xE27	E27	1	150 cm	jute cord
249884	LED line Jute pendant lamp holder 1.5 meters 2xE27	E27	2	150 cm	jute cord
249891	LED line Jute pendant lamp holder 1.5 meters 3xE27	E27	3	150 cm	jute cord

## LED line Suspended luminaire 1xE27



MORE DETAILS

SYMBOL	NAME	TYPE	NUMBER OF FIXTURES	EXTENSION LENGHT	FIXTURE COLOR
249853	LED line Suspended luminaire 1xE27 aluminum pearl black	E27	1	100 cm	pearl black
249839	LED line Suspended luminaire 1xE27 aluminum rose gold	E27	1	100 cm	rose gold
249860	LED line Suspended luminaire 1xE27 aluminum antique copper	E27	1	100 cm	antique copper
249846	LED line Suspended luminaire 1xE27 aluminum chrome	E27	1	100 cm	chrome

LED line

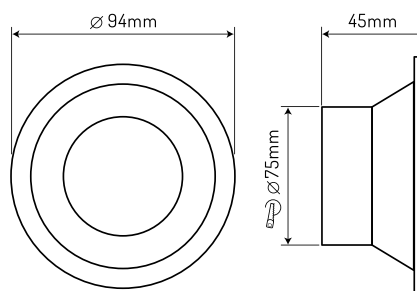
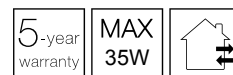
A modern interior space featuring a curved wooden reception desk with horizontal slats. The ceiling is white with recessed LED spotlights. The walls are light-colored with vertical panels and recessed lighting. A beige sofa with dark brown cushions is in the foreground. A large red diagonal stripe runs across the image from the bottom left towards the center.

# LED SPOTLIGHTS



LED SPOTLIGHTS  
**CLASSIC**

## LED line Recessed round spotlight / die-cast



MORE DETAILS

SYMBOL NAME

241321 LED line Recessed round spotlight sanded

FIXTURE  
COLOUR

gold &amp; black

SHAPE

round

MOUNTING  
HOLE SIZE

75

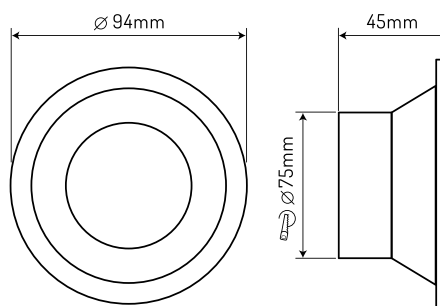
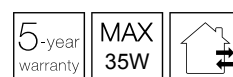
MOUNTING  
TYPE

recessed

MATERIAL

aluminium

## LED line Recessed round spotlight / die-cast



MORE DETAILS

SYMBOL NAME

241314 LED line Recessed round spotlight sanded

FIXTURE  
COLOUR

gold &amp; white

SHAPE

round

MOUNTING  
HOLE SIZE

75

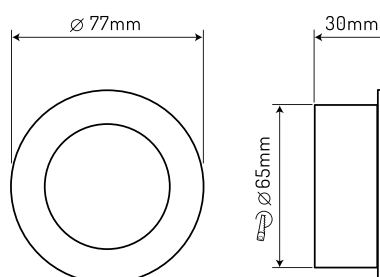
MOUNTING  
TYPE

recessed

MATERIAL

aluminium

## LED line Recessed adjustable round spotlight



MORE DETAILS

SYMBOL NAME

244902 LED line Recessed adjustable round spotlight brushed

FIXTURE  
COLOUR

black &amp; silver

SHAPE

round

MOUNTING  
HOLE SIZE

70

MOUNTING  
TYPE

recessed

FEATURE

adjustable

MATERIAL

aluminium

244810 LED line Recessed adjustable round spotlight brushed

silver

round

70

recessed

adjustable

aluminium

244896 LED line Recessed adjustable round spotlight sanded

silver

round

70

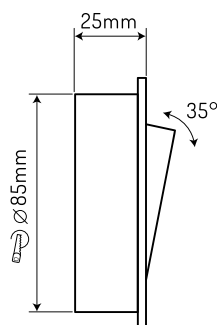
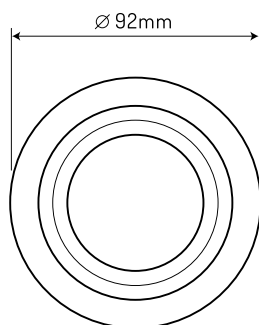
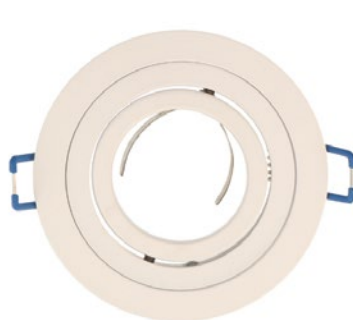
recessed

adjustable

aluminium



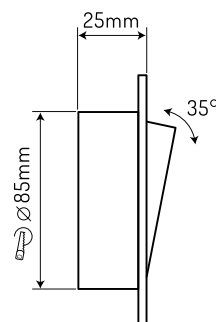
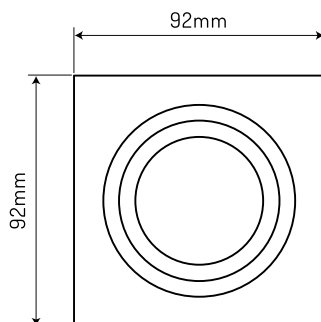
## LED line Recessed adjustable round spotlight SLIM OROSA



MORE DETAILS

SYMBOL	NAME	FIXTURE COLOR	SHAPE	MOUNTING HOLE SIZE	MOUNTING TYPE	FEATURE	MATERIAL
241284	LED line Recessed adjustable round spotlight SLIM OROSA matt	white	round	85	recessed	adjustable	aluminium
241253	LED line Recessed adjustable round spotlight SLIM OROSA brushed	black	round	85	recessed	adjustable	aluminium
241239	LED line Recessed adjustable round spotlight SLIM OROSA brushed	silver	round	85	recessed	adjustable	aluminium

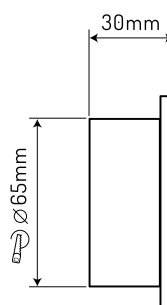
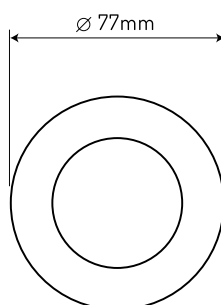
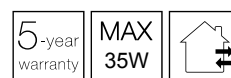
## LED line Recessed adjustable square spotlight SLIM AKROS



MORE DETAILS

SYMBOL	NAME	FIXTURE COLOR	SHAPE	MOUNTING HOLE SIZE	MOUNTING TYPE	FEATURE	MATERIAL
241208	LED line Recessed adjustable square spotlight SLIM AKROS brushed	black	square	85	recessed	adjustable	aluminium
241215	LED line Recessed adjustable square spotlight SLIM AKROS brushed	silver	square	85	recessed	adjustable	aluminium
241222	LED line Recessed adjustable square spotlight SLIM AKROS matt	white	square	85	recessed	adjustable	aluminium

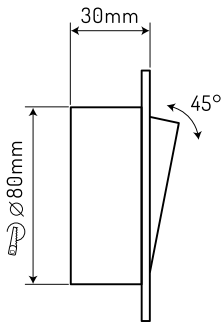
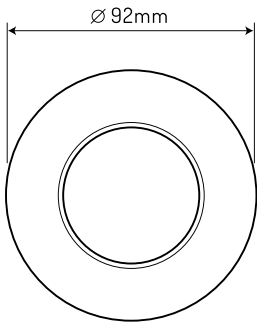
## LED line Recessed round spotlight / die-cast



MORE DETAILS

SYMBOL	NAME	FIXTURE COLOR	SHAPE	MOUNTING HOLE SIZE	MOUNTING TYPE	MATERIAL
249235	LED line Recessed round spotlight	black	round	65	recessed	aluminium
242823	LED line Recessed round spotlight	satin	round	65	recessed	aluminium
242854	LED line Recessed round spotlight	white	round	65	recessed	aluminium

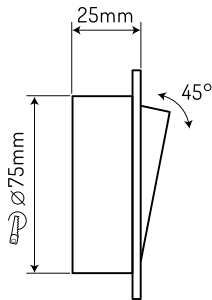
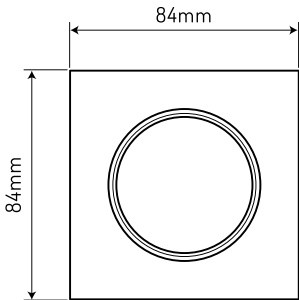
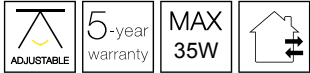
LED line Recessed adjustable round spotlight / die-cast



MORE DETAILS


SYMBOL	NAME	FIXTURE COLOR	SHAPE	MOUNTING HOLE SIZE	MOUNTING TYPE	FEATURE	MATERIAL
242885	LED line Recessed adjustable round spotlight	satin	round	80	recessed	adjustable	aluminium
242915	LED line Recessed adjustable round spotlight	white	round	80	recessed	adjustable	aluminium
249259	LED line Recessed adjustable round spotlight	black	round	80	recessed	adjustable	aluminium

LED line Recessed adjustable square spotlight / die-cast



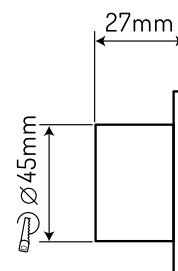
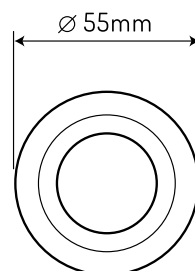
MORE DETAILS

SYMBOL	NAME	FIXTURE COLOR	SHAPE	MOUNTING HOLE SIZE	MOUNTING TYPE	FEATURE	MATERIAL
242939	LED line Recessed adjustable square spotlight	gold	square	75	recessed	adjustable	aluminium
242946	LED line Recessed adjustable square spotlight	satin	square	75	recessed	adjustable	aluminium
242977	LED line Recessed adjustable square spotlight	white	square	75	recessed	adjustable	aluminium



LED SPOTLIGHTS  
**WATERPROOF**

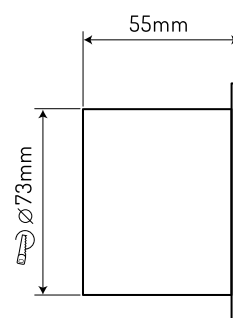
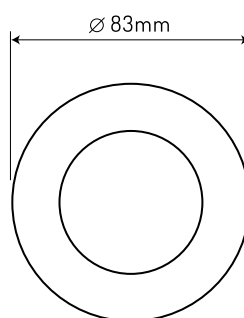
## LED line Recessed waterproof round spotlight / MR11



MORE DETAILS

SYMBOL	NAME	FIXTURE COLOR	SHAPE	MOUNTING HOLE SIZE	MOUNTING TYPE	FEATURE	MATERIAL
249266	LED line Recessed waterproof round spotlight / die-cast / MR11	white	round	45	recessed	waterproof	zinc
249273	LED line Recessed waterproof round spotlight / die-cast / MR11	chrome	round	45	recessed	waterproof	zinc
249297	LED line Recessed waterproof round spotlight / die-cast / MR11	black	round	45	recessed	waterproof	zinc

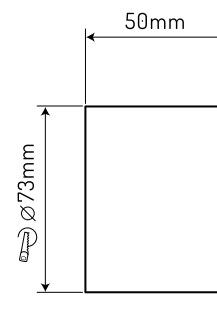
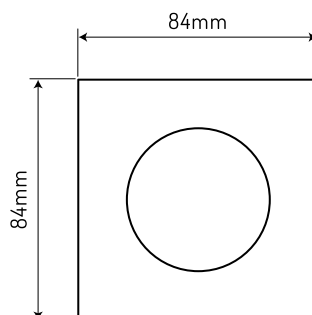
## LED line Recessed waterproof round spotlight / die-cast



MORE DETAILS

SYMBOL	NAME	FIXTURE COLOR	SHAPE	MOUNTING HOLE SIZE	MOUNTING TYPE	FEATURE	MATERIAL
245428	LED line Recessed waterproof round spotlight / die-cast	white	round	73	recessed	waterproof	aluminium
245435	LED line Recessed waterproof round spotlight / die-cast	chrome	round	73	recessed	waterproof	aluminium
245442	LED line Recessed waterproof round spotlight / die-cast	satin	round	73	recessed	waterproof	aluminium
471055	LED line Recessed waterproof round spotlight / die-cast	black	round	73	recessed	waterproof	aluminium

## LED line Recessed waterproof square spotlight / die-cast



MORE DETAILS

SYMBOL	NAME	FIXTURE COLOR	SHAPE	MOUNTING HOLE SIZE	MOUNTING TYPE	FEATURE	MATERIAL
245374	LED line Recessed waterproof square spotlight / die-cast	white	square	73	recessed	waterproof	aluminium
245398	LED line Recessed waterproof square spotlight / die-cast	satin	square	73	recessed	waterproof	aluminium
471062	LED line Recessed waterproof square spotlight / die-cast	black	square	73	recessed	waterproof	aluminium

LED line Surface round spotlight / TUBE


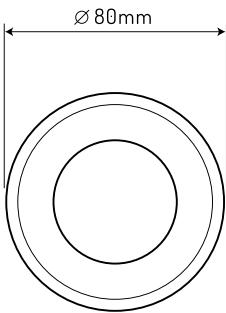












MORE DETAILS

SYMBOL	NAME	FIXTURE COLOR	SHAPE	MOUNTING TYPE	FEATURE	MATERIAL
242540	LED line Surface round spotlight / TUBE	white	round	surface	waterproof	aluminium
242557	LED line Surface round spotlight / TUBE	black	round	surface	waterproof	aluminium



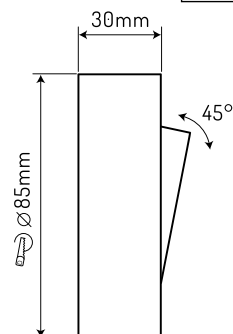
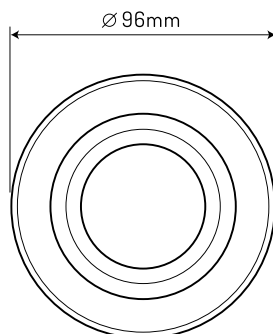
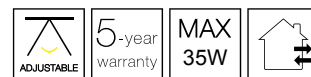






LED SPOTLIGHTS  
**TUBE**

## LED line Recessed waterproof square spotlight / die-cast



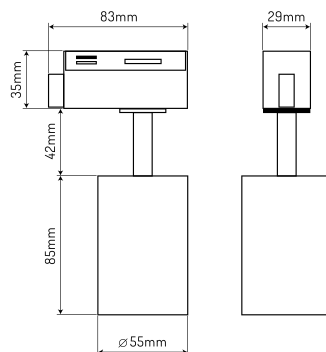
MORE DETAILS

SYMBOL	NAME	FIXTURE COLOR	SHAPE	MOUNTING HOLE SIZE	MOUNTING TYPE	FEATURE	MATERIAL
242656	LED line Recessed round spotlight TUBE	black	round	85	recessed	adjustable	aluminium
243851	LED line Recessed round spotlight TUBE	white	round	85	recessed	adjustable	aluminium
243134	LED line Recessed round spotlight TUBE	silver	round	85	recessed	adjustable	aluminium



LED SPOTLIGHTS  
**PIPE**

## LED line luminaire for single-phase track GU10 PIPE



MAX 10W	330°	180°	3-year warranty
GU10	Aluminium	IK 02	IP 20

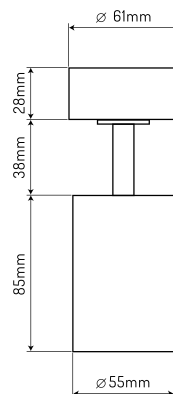


MORE DETAILS

SYMBOL NAME

SYMBOL	NAME	FIXTURE COLOR	SHAPE	MOUNTING TYPE	FEATURE	MATERIAL
478252	LED line luminaire for single-phase track GU10 black PIPE	black	round	track	adjustable	aluminium
475442	LED line luminaire for single-phase track GU10 white PIPE	white	round	track	adjustable	aluminium

## LED line surface mounted luminaire GU10 PIPE



MAX 10W	330°	180°	SURFACE	3-year warranty
GU10	Aluminium	IK 02	IP 20	

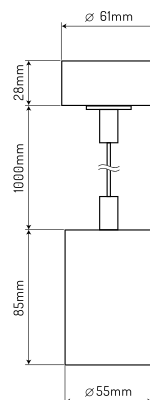


MORE DETAILS

SYMBOL NAME

SYMBOL	NAME	FIXTURE COLOR	SHAPE	MOUNTING TYPE	FEATURE	MATERIAL
478276	LED line surface mounted luminaire GU10 black PIPE	black	round	surface	adjustable	aluminium
478283	LED line surface mounted luminaire GU10 white PIPE	white	round	surface	adjustable	aluminium

## LED line pendant luminaire GU10 PIPE



MAX 10W	SURFACE	3-year warranty	GU10
Aluminium	IK 02	IP 20	



MORE DETAILS

SYMBOL NAME

SYMBOL	NAME	FIXTURE COLOR	SHAPE	MOUNTING TYPE	MATERIAL
478290	LED line pendant luminaire GU10 black PIPE	black	round	suspended	aluminium
478306	LED line pendant luminaire GU10 white PIPE	white	round	suspended	aluminium

LED line

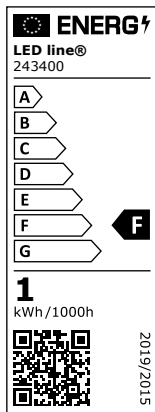
A glowing rectangular LED light fixture is mounted on a brick wall in a dark hallway. The fixture is illuminated, casting a bright white light. A large, stylized graphic of a lightning bolt, composed of a grey upper half and a red lower half, is superimposed over the scene, pointing towards the light fixture. The hallway has a brick wall on the left and a dark, paved floor.

# LED MODULES

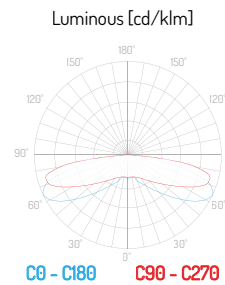
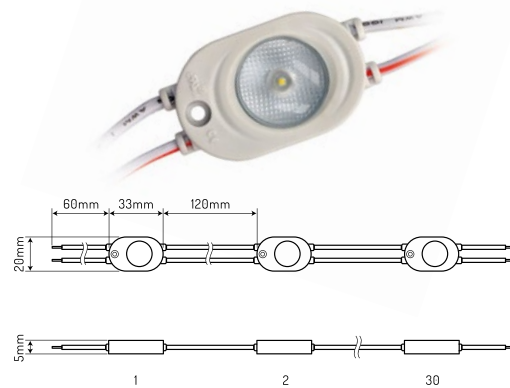




LED MODULES  
**EXPERT**

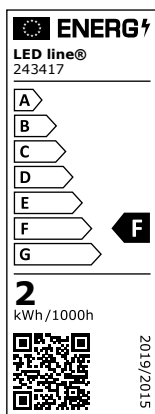


## LED line Opto module 1W

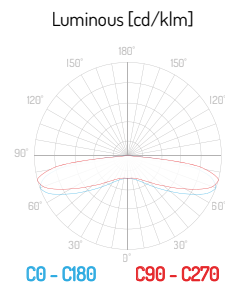



MORE DETAILS

SYMBOL	NAME	WATTAGE	CCT	LUMINOUS FLUX	VOLTAGE	LED
243400	LED line OPTO module 1x SMD2835 12V 6500K 1W	1W	6500K	95	12V	SMD2835
477361	LED line OPTO module 1x SMD2835 12V 11000K 1W	1W	11000K	100	12V	SMD2835

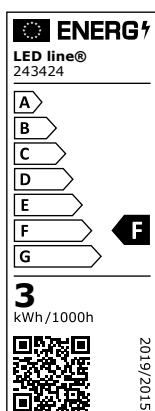


## LED line Opto module 2W

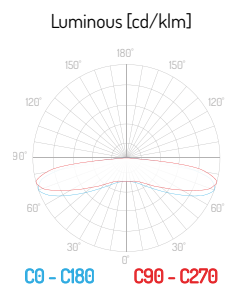



MORE DETAILS

SYMBOL	NAME	WATTAGE	CCT	LUMINOUS FLUX	VOLTAGE	LED
243417	LED line OPTO module 2x SMD2835 12V 6500K 2W	2W	6500K	190	12V	SMD2835



## LED line Opto module 2,5W



MORE DETAILS

SYMBOL	NAME	WATTAGE	CCT	LUMINOUS FLUX	VOLTAGE	LED
243424	LED line OPTO module 3x SMD2835 12V 6500K 2,5W	2,5W	6500K	237	12V	SMD2835

LED line®  
243431

A

B

C

D

E

F

G

3

kWh/1000h

2019/2015

LED line Opto module 3W

\*.IES

↓

7-year

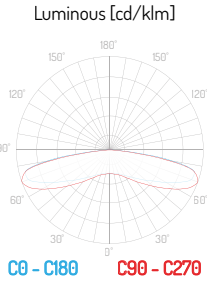
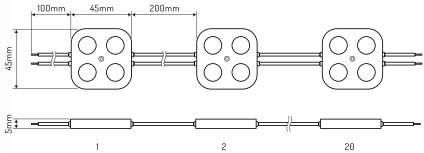
warranty

LED provided by

OSRAM

95lm

W



MORE DETAILS

SYMBOL	NAME	WATTAGE	CCT	LUMINOUS FLUX	VOLTAGE	LED
243431	LED line OPT0 module 4x SMD2835 12V 6500K 3W	3W	6500K	285	12V	SMD2835



LED line

A low-angle photograph of a modern interior space. The ceiling features a dark, textured section with recessed circular lights and a long, glowing yellow light strip. A large, bright red abstract geometric shape, resembling a stylized arrow or a folded piece of paper, points upwards from the bottom left towards the center of the frame. The walls are dark, and the overall atmosphere is contemporary and architectural.

# LED DRIVERS





## LED DRIVERS

# MULTIPOWER

LED line Multipower sensor Hand Motion



MAX  
-20 / +45



II

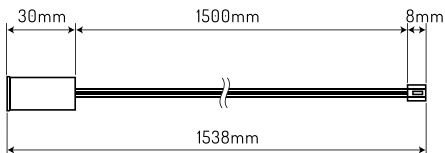
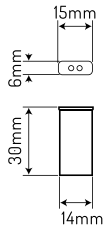


voltage  
220-240V AC



3-year  
warranty





MORE DETAILS

SYMBOL NAME

477965 LED line Master Sensor Hand Motion On/Off

478009 LED line Channel Sensor Hand Motion On/Off

LED line Multipower sensor PIR



MAX  
-20 / +45



II

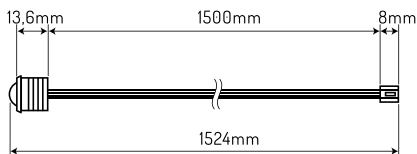
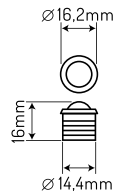


voltage  
220-240V AC



3-year  
warranty





MORE DETAILS

SYMBOL NAME

477989 LED line Master Sensor PIR

478023 LED line Channel Sensor PIR

LED line Multipower Touch ON/OFF/DIMMER



MAX  
-20 / +45



II

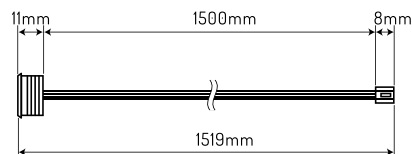
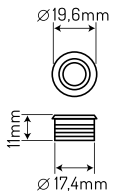


voltage  
220-240V AC



3-year  
warranty





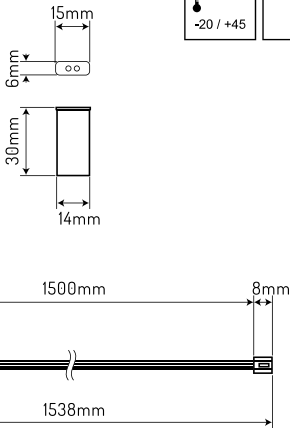
MORE DETAILS

SYMBOL NAME

477958 LED line Master Sensor Touch On/Off Dimmer

477996 LED line Channel Sensor Touch On/Off Dimmer

LED line Multipower IR Door



MAX  
-20 / +45

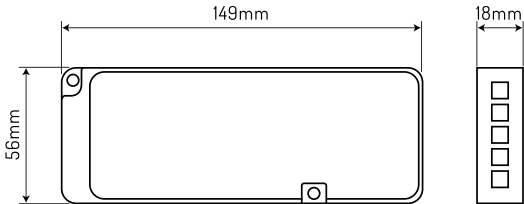
voltage  
220-240V AC

3-year  
warranty



SYMBOL	NAME
477972	LED line Master Sensor IR Door
478016	LED line Channel Sensor IR Door

LED line Multipower driver 36W 12V



MAX  
-20 / +45

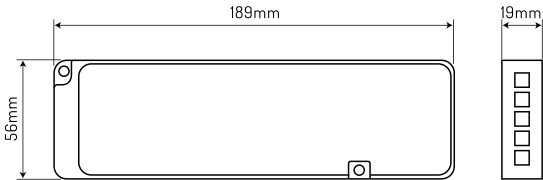
voltage  
220-240V AC

3-year  
warranty



SYMBOL	NAME	WATTAGE	VOLTAGE	IP CLASS
477729	LED line MultiWATTAGE 36-12 3A 36W 12V IP20	36W	12V	IP20

LED line Multipower driver 60W 12V



MAX  
-20 / +45

voltage  
220-240V AC

3-year  
warranty



SYMBOL	NAME	WATTAGE	VOLTAGE	IP CLASS
477736	LED line MultiWATTAGE 60-12 5A 60W 12V IP20	60W	12V	IP20

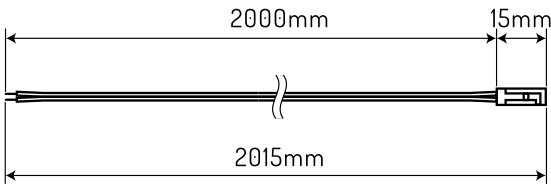
LED line Multipower wire

voltage

220-240V AC

3-year

warranty



MORE DETAILS

SYMBOL	NAME
477934	LED line MultiWATTAGE LED wire 2m
477927	LED line MultiWATTAGE LED extension wire 2m

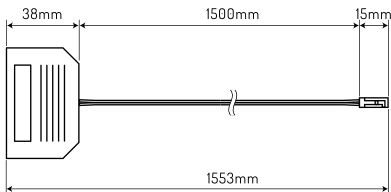
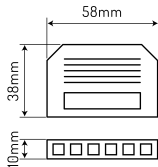
LED line Multipower splitter

voltage

220-240V AC

3-year

warranty



MORE DETAILS

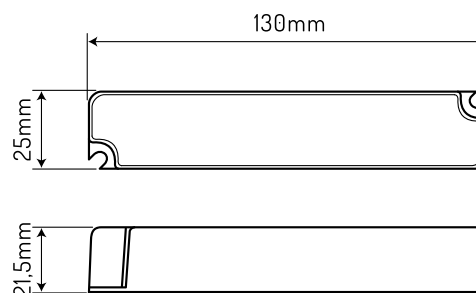
SYMBOL	NAME
477941	LED line MultiWATTAGE Splitter 6 ports



## LED DRIVERS

# WATERPROOF

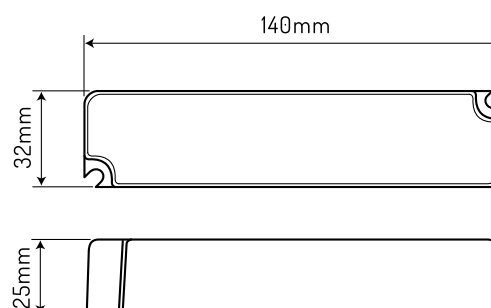
## LED line LED Driver 12W IP67



MORE DETAILS

SYMBOL	NAME	WATTAGE	VOLTAGE	IP CLASS
LL-12-12	LED line LED Driver 12-12 IP67 12V	12W	12V	IP67
LL-12-24	LED line LED Driver 12-24 IP67 24V	12W	24V	IP67

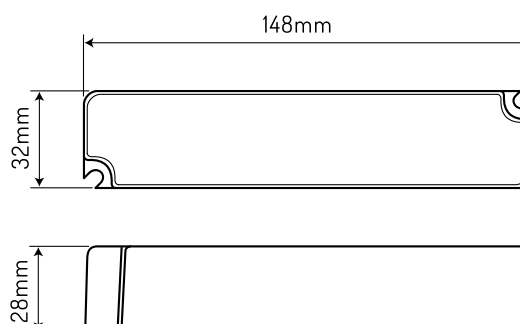
## LED line LED Driver 24W IP67



MORE DETAILS

SYMBOL	NAME	WATTAGE	VOLTAGE	IP CLASS
LL-20-12	LED line LED Driver 20-12 IP67 12V	24W	12V	IP67
LL-20-24	LED line LED Driver 20-24 IP67 24V	24W	24V	IP67

## LED line LED Driver 36W IP67

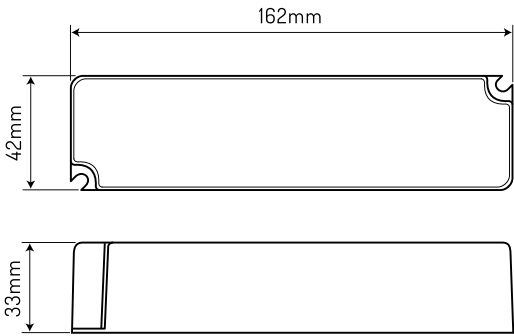


MORE DETAILS

SYMBOL	NAME	WATTAGE	VOLTAGE	IP CLASS
LL-35-12	LED line LED Driver 35-12 IP67 12V	36W	12V	IP67
LL-35-24	LED line LED Driver 35-24 IP67 24V	36W	24V	IP67




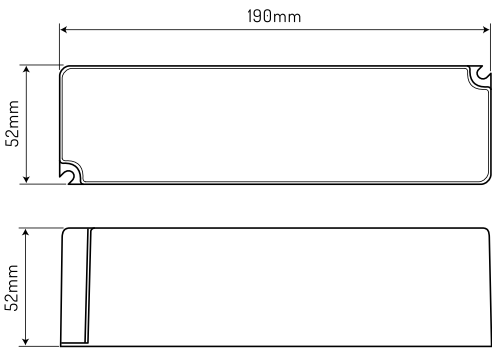
LED line LED Driver 75W IP67



MORE DETAILS

SYMBOL	NAME	WATTAGE	VOLTAGE	IP CLASS
LL-75-12	LED line LED Driver 75-12 IP67 12V	75W	12V	IP67
LL-75-24	LED line LED Driver 75-24 IP67 24V	75W	24V	IP67

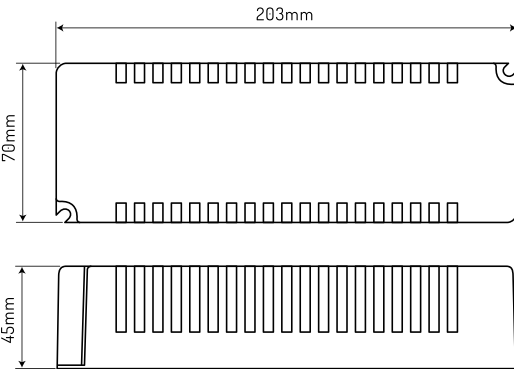
LED line LED Driver 100W IP67



MORE DETAILS

SYMBOL	NAME	WATTAGE	VOLTAGE	IP CLASS
LL-100-12	LED line LED Driver 100-12 IP67 12V	100W	12V	IP67
LL-100-24	LED line LED Driver 100-24 IP67 24V	100W	24V	IP67

LED line LED Driver 150W IP67



MORE DETAILS

SYMBOL	NAME	WATTAGE	VOLTAGE	IP CLASS
LL-150-12	LED line LED Driver 150-12 IP67 12V	150W	12V	IP67
LL-150-24	LED line LED Driver 150-24 IP67 24V	150W	24V	IP67



LED line




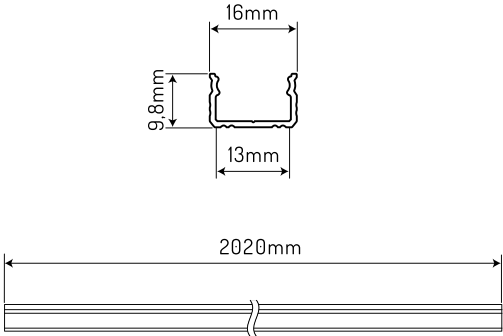



# LED PROFILES

**SURFACE CORNER RECESSED**

LED line LED Profile Surface






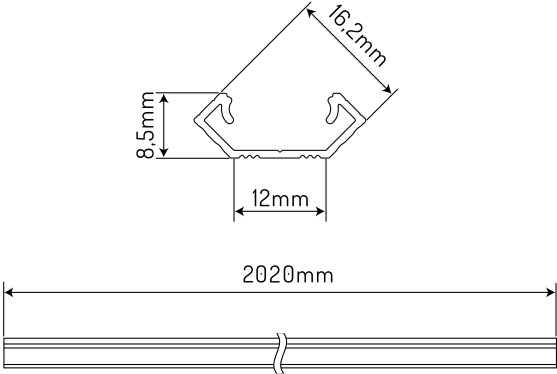



MORE DETAILS

SYMBOL	NAME	LENGHT	HIGH	WIDE	MOUNTING TYPE	COLOUR
478566	LED Profile Surface 10 mm Anodized 2020 mm with milky cover	2020mm	9,8mm	16mm	surface	anodized
478603	LED Profile Surface 10 mm White 2020 mm with milky cover	2020mm	9,8mm	16mm	surface	white
478641	LED Profile Surface 10 mm Black 2020 mm with milky cover	2020mm	9,8mm	16mm	surface	black

LED line LED Profile Corner






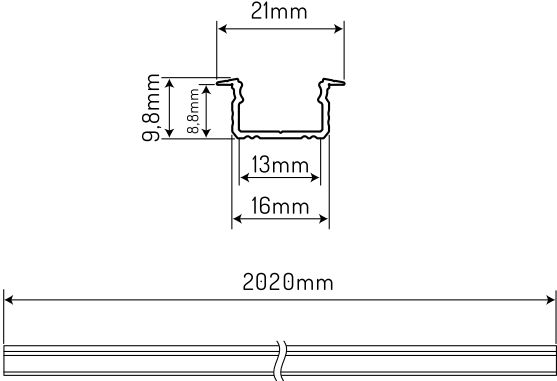



MORE DETAILS

SYMBOL	NAME	LENGHT	HIGH	WIDE	MOUNTING TYPE	COLOUR
478573	LED Profile Corner Anodized 2020 mm with milky cover	2020mm	8,5mm	16mm	corner	anodized
478610	LED Profile Corner White 2020 mm with milky cover	2020mm	9,8mm	16mm	corner	white
478658	LED Profile Corner Black 2020 mm with milky cover	2020mm	9,8mm	16mm	corner	black

LED line LED Profile Recessed 10 mm



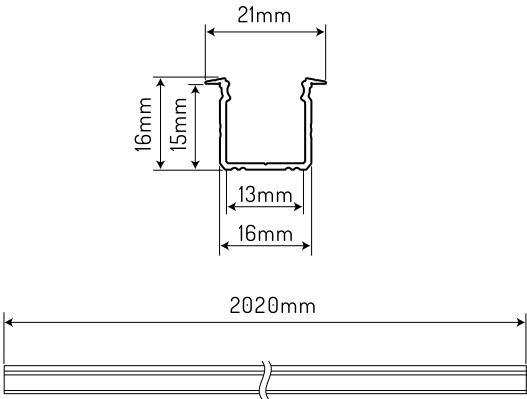




MORE DETAILS

SYMBOL	NAME	LENGHT	HIGH	WIDE	MOUNTING TYPE	COLOUR
478580	LED Profile Recessed 10 mm Anodized 2020 mm with milky cover	2020mm	9,8mm	16mm	recessed	anodized
478627	LED Profile Recessed 10 mm White 2020 mm with milky cover	2020mm	9,8mm	16mm	recessed	white
478665	LED Profile Recessed 10 mm Black 2020 mm with milky cover	2020mm	9,8mm	16mm	recessed	black

LED line LED Profile Recessed 16 mm



MORE DETAILS

SYMBOL	NAME	LENGHT	HIGH	WIDE	MOUNTING TYPE	COLOUR
478597	LED Profile Recessed 16 mm Anodized 2020 mm with milky cover	2020mm	16mm	16mm	recessed	anodized
478634	LED Profile Recessed 16 mm White 2020 mm with milky cover	2020mm	16mm	16mm	recessed	white
478672	LED Profile Recessed 16 mm Black 2020 mm with milky cover	2020mm	16mm	16mm	recessed	black



## Notes



## Notes



## Notes

LED line

LEDIN Group Sp. z o.o.  
Dębowa 1  
07-410 Tobolice  
tel. +48 29 764 77 00  
[kontakt@ledline.pl](mailto:kontakt@ledline.pl)

[www.ledline.pl](http://www.ledline.pl)